



AGENDA

FINANCE COMMITTEE

Wednesday, October 2, 2024, at 10:00 A.M.
138 S. Brandon Rd., Fallbrook, CA 92028
Administrative Office, 1st Floor Community Room

In accordance with California Government Code Section 54953 teleconferencing will be used for this meeting. Board members, staff and members of the public will be able to participate by webinar by using the following link:

<https://us02web.zoom.us/j/89407825917?pwd=8yZpA3dluHvRKXsCdawzpfQqnTFuQE.1>

Meeting ID: 894 0782 5917 Passcode: 363414. Participants will need to download the Zoom app on their mobile device. Members of the public will also be able to participate by telephone using the following dial in information: Dial #1.669.900.6833

*All meetings are hybrid unless otherwise noted.

1. Call to Order/Roll Call

2. Public Comments - Announcement

Members of the public may address the Board regarding any item listed on the Agenda at the time the item is being considered. Members of the public attending in-person need to fill-out a "Request to Speak" card and those attending by webinar need to raise their hand at this time and identify the Agenda item they would like to speak on. The Board has a policy limiting any speaker to not more than five minutes.

3. Review of Financial Statements for July & August 2024

Report 1 – Balance Sheet of **July & August 2024**

Report 2 – Income Statement for the Month Ended **July & August 2024 & Fiscal Year to Date**

Report 3 – Profit & Loss Actual vs YTD Budget – **July & August 2024**

Report 4 – Local Agency Investment Fund (LAIF) Statement **July & August 2024**

Report 5 – CalTrust Statement – **July & August 2024**

Report 6 – California CLASS Statement- **July & August 2024**

FRHD Compliance Report

Report 7 - Check Detail Report as of **July & August 2024**

Report 8 – VISA Credit Card Statement – **July & August 2024**

Report 9 – Community Development Disbursement as of **July & August 2024**

4. Discussion Items-

Unbudgeted expense – Elevator repair and painting of Admin Building
Memorialize the transfer of \$250,000.00 from Five Star Money Market Account to Banc of CA.
Operating Account to ensure smooth cash flow.

5. Board Member Comments and Future Agenda Item-

Next Finance Committee Meeting Wednesday, November 6, 2024, at 10:00 am.

6. Adjournment-

I certify that on September 27, 2024, I posted a copy of the foregoing agenda near the regular meeting place of the Board of Directors of Fallbrook Regional Health District, said time being at least 24 hours in advance of the meeting. The American with Disabilities Act provides that no qualified individual with a disability shall be excluded from participation in or denied the benefits of District business. If you need assistance to participate in this meeting, please contact the Board Clerk at the District office 24 hours prior to the meeting on 760-731-9187.

A handwritten signature in blue ink, reading "Raquel Wilkins". The signature is written in a cursive style with a large initial "R".

Executive Assistant/Board Clerk

FINANCE MEETING REPORTS

JULY 2024

Fallbrook Regional Health District

Report #1 - Balance Sheet Comparison

As of July 31, 2024

	TOTAL		
	AS OF JUL 31, 2024	AS OF JUN 30, 2024 (PP)	% CHANGE
ASSETS			
Current Assets			
Bank Accounts			
Banc of California - Checking	248,564.69	790,006.66	(68.54 %)
Five Star Bank Account	592,412.46	592,412.46	0.00 %
Petty Cash	138.47	138.47	0.00 %
Total Bank Accounts	\$841,115.62	\$1,382,557.59	(39.16 %)
Other Current Assets			
Interest Receivable - LAIF	0.00	0.00	
Loan Receivable - FRHD Foundation	25,000.00	25,000.00	0.00 %
Prepaid Insurance	33,233.77	0.00	
Reimbursement Receivable - CDD	(943.68)	(943.68)	0.00 %
Tax Apportionment Receivable	45,861.94	21,140.54	116.94 %
Total Other Current Assets	\$103,152.03	\$45,196.86	128.23 %
Total Current Assets	\$944,267.65	\$1,427,754.45	(33.86 %)
Fixed Assets			
Accumulated Depreciation - All Buildings	(308,985.40)	(304,392.40)	(1.51 %)
Construction in Progress	1,331,258.92	1,331,258.92	0.00 %
E. Mission Road	1,441,539.86	1,441,539.86	0.00 %
E. Mission Road - Improvements	471,916.24	464,776.05	1.54 %
E. Mission Road - Land	360,629.00	360,629.00	0.00 %
Total E. Mission Road	2,274,085.10	2,266,944.91	0.31 %
Equipment	85,471.17	85,471.17	0.00 %
Equipment - Depreciation	(64,082.46)	(63,191.04)	(1.41 %)
S. Brandon Road	161,578.00	161,578.00	0.00 %
S. Brandon Road - Improvements	233,355.76	233,355.76	0.00 %
S. Brandon Road - Land	129,662.00	129,662.00	0.00 %
Total S. Brandon Road	524,595.76	524,595.76	0.00 %
Total Fixed Assets	\$3,842,343.09	\$3,840,687.32	0.04 %
Other Assets			
California Class	1,056,973.03	1,052,142.31	0.46 %
CalTrust - Liquidity Fund	1,038,416.25	1,033,684.98	0.46 %
CalTrust - Medium Term Fund	4,935,469.69	4,876,553.71	1.21 %
LAIF	1,353,729.25	1,337,311.28	1.23 %
Note Receivable - East Alvarado Street	0.00	0.00	
Total Other Assets	\$8,384,588.22	\$8,299,692.28	1.02 %
TOTAL ASSETS	\$13,171,198.96	\$13,568,134.05	(2.93 %)

Fallbrook Regional Health District

Report #1 - Balance Sheet Comparison

As of July 31, 2024

	TOTAL		
	AS OF JUL 31, 2024	AS OF JUN 30, 2024 (PP)	% CHANGE
LIABILITIES AND EQUITY			
Liabilities			
Current Liabilities			
Accounts Payable			
Accounts Payable (A/P)	918,620.14	1,143,142.54	(19.64 %)
Total Accounts Payable	\$918,620.14	\$1,143,142.54	(19.64 %)
Credit Cards			
Five Star Bank - CC			
Five Star Bank - CC	9,776.35		
Umpqua Bank - Credit Card			
Umpqua Bank - Credit Card	0.00	0.00	
Total Credit Cards	\$9,776.35	\$0.00	0.00%
Other Current Liabilities			
Payroll - Tax Payable			
Payroll - Tax Payable	9,881.14	9,050.66	9.18 %
Payroll - Vacation & Sick Payable			
Payroll - Vacation & Sick Payable	40,207.61	40,207.61	0.00 %
Payroll - Wages Payable			
Payroll - Wages Payable	23,902.43	22,291.47	7.23 %
Refundable Deposits - Rental Security			
Refundable Deposits - Rental Security	480.00	480.00	0.00 %
Simple IRA Plan - Payable			
Simple IRA Plan - Payable	5,195.10	5,184.70	0.20 %
Total Other Current Liabilities	\$79,666.28	\$77,214.44	3.18 %
Total Current Liabilities	\$1,008,062.77	\$1,220,356.98	(17.40 %)
Total Liabilities	\$1,008,062.77	\$1,220,356.98	(17.40 %)
Equity			
Community Development Disbursement			
Community Development Disbursement	8,298,578.12	8,298,578.12	0.00 %
Opening balance equity			
Opening balance equity	0.00	0.00	
Retained Earnings			
Retained Earnings	1,170,298.07	0.00	
Unrestricted Operations Fund			
Unrestricted Operations Fund	2,878,900.88	2,878,900.88	0.00 %
Net Income			
Net Income	(184,640.88)	1,170,298.07	(115.78 %)
Total Equity	\$12,163,136.19	\$12,347,777.07	(1.50 %)
TOTAL LIABILITIES AND EQUITY	\$13,171,198.96	\$13,568,134.05	(2.93 %)

Fallbrook Regional Health District

Report #2 - Profit and Loss & Fiscal YTD

July 2024

	TOTAL	
	JUL 2024	JUL 2024 (YTD)
Income		
Property Tax Revenue	45,861.94	45,861.94
Rental Income	680.00	680.00
Wellness Center Income - Event/Space Rental	300.00	300.00
Total Income	\$46,841.94	\$46,841.94
GROSS PROFIT	\$46,841.94	\$46,841.94
Expenses		
Advertising & Promotions	850.88	850.88
Auto Expenses	462.50	462.50
Community Health Contracts		
Boys & Girls Club of North County	31,832.39	31,832.39
D'Vine Path	12,750.00	12,750.00
Fallbrook Food Pantry	21,250.00	21,250.00
Fallbrook Senior Citizens	12,500.00	12,500.00
Foundation for Senior Care	24,862.50	24,862.50
Michelle's Place Cancer Ctr	3,541.66	3,541.66
Palomar Family Counseling	12,207.00	12,207.00
Reins Therapeutic Horsemanship Program	6,250.00	6,250.00
San Diego Children's Discovery Museum	5,000.00	5,000.00
Vista Community Clinic	10,000.00	10,000.00
Voices for Children	3,750.00	3,750.00
Total Community Health Contracts	143,943.55	143,943.55
District Direct Care Services		
Health Services & Clinics	14,446.66	14,446.66
Total District Direct Care Services	14,446.66	14,446.66
Dues & Subscriptions	8,743.54	8,743.54
Education & Conferences	10,158.26	10,158.26
Equipment Lease	1,592.55	1,592.55
General Insurance	381.16	381.16
IT Services	600.00	600.00
Legal & Accounting services		
Accounting	3,500.00	3,500.00
Independent Audit	11,000.00	11,000.00
Total Legal & Accounting services	14,500.00	14,500.00
Medical Records Expense	12,109.35	12,109.35
Meeting Expenses	240.64	240.64
Office Expenses		
General Office Expenses	214.83	214.83
Maintenance & Repairs	6,176.73	6,176.73
Office Equipment & Fixtures	895.99	895.99

Fallbrook Regional Health District

Report #2 - Profit and Loss & Fiscal YTD

July 2024

	TOTAL	
	JUL 2024	JUL 2024 (YTD)
Office Supplies	599.73	599.73
Postage & Shipping	199.12	199.12
Software & Website	2,933.93	2,933.93
Total Office Expenses	11,020.33	11,020.33
Payroll Expenses		
Board Stipends	1,764.00	1,764.00
Employee Benefits	9,861.35	9,861.35
Payroll Processing Fees	276.39	276.39
Payroll Taxes	4,966.63	4,966.63
Salaries	63,241.91	63,241.91
Simple IRA Match	1,844.42	1,844.42
Workers Compensation	2,979.28	2,979.28
Total Payroll Expenses	84,933.98	84,933.98
Utilities		
Cell Phones	350.00	350.00
General Utilities	5,976.38	5,976.38
Internet/Telephone	1,665.46	1,665.46
Total Utilities	7,991.84	7,991.84
Total Expenses	\$311,975.24	\$311,975.24
NET OPERATING INCOME	\$ (265,133.30)	\$ (265,133.30)
Other Income		
Interest/Dividend Income	44,842.11	44,842.11
Other Income	1,080.90	1,080.90
Unrealized Gain/Loss CalTrust - Medium Term	40,053.83	40,053.83
Total Other Income	\$85,976.84	\$85,976.84
Other Expenses		
Depreciation Expense		
Depreciation Expense - Brandon Road	1,480.92	1,480.92
Depreciation Expense - Mission Road	4,003.50	4,003.50
Total Depreciation Expense	5,484.42	5,484.42
Total Other Expenses	\$5,484.42	\$5,484.42
NET OTHER INCOME	\$80,492.42	\$80,492.42
NET INCOME	\$ (184,640.88)	\$ (184,640.88)

Fallbrook Regional Health District
Budget vs. Actuals: Budget FY 24-25 - FY25 P&L Classes
July 2024

	Administrative			
	Actual	Budget	over Budget	% of Budget
Income				
Property Tax Revenue	45,861.94	32,927.19	12,934.75	139.28%
Rental Income	680.00	909.00	(229.00)	74.81%
Total Income	\$ 46,541.94	\$ 33,836.19	\$ 12,705.75	137.55%
Gross Profit	\$ 46,541.94	\$ 33,836.19	\$ 12,705.75	137.55%
Expenses				
Advertising & Promotions	250.00	250.00	0.00	100.00%
Auto Expenses	235.17	218.14	17.03	107.81%
Community Health Contracts			0.00	
Boys & Girls Club of North County	31,832.39	31,832.39	0.00	100.00%
D'Vine Path	12,750.00	12,750.00	0.00	100.00%
Fallbrook Food Pantry	21,250.00	21,250.00	0.00	100.00%
Fallbrook Senior Citizens	12,500.00	12,500.00	0.00	100.00%
Foundation for Senior Care	24,862.50	24,862.50	0.00	100.00%
NC Fire JPA (Ambulance)		100,000.00	(100,000.00)	0.00%
Palomar Family Counseling	12,207.00	12,207.00	0.00	100.00%
Reins Therapeutic Horsemanship Program	6,250.00	6,250.00	0.00	100.00%
San Diego Children's Discovery Museum	5,000.00	5,000.00	0.00	100.00%
Vista Community Clinic	10,000.00	10,000.00	0.00	100.00%
Voices for Children	3,750.00	3,750.00	0.00	100.00%
Total Community Health Contracts	\$ 140,401.89	\$ 240,401.89	\$ (100,000.00)	58.40%
District Direct Care Services			0.00	
District Sponsored Events		500.00	(500.00)	0.00%
Total District Direct Care Services	\$ -	\$ 500.00	\$ (500.00)	0.00%
Dues & Subscriptions	8,743.54	7,548.94	1,194.60	115.82%
Education & Conferences	4,133.26	2,500.02	1,633.24	165.33%
Equipment Lease	796.28	830.00	(33.72)	95.94%
General Election		0.00	0.00	
General Insurance	190.58	1,531.00	(1,340.42)	12.45%
IT Services	300.00	350.00	(50.00)	85.71%
Legal & Accounting services			0.00	
Accounting	3,500.00	3,500.00	0.00	100.00%
Independent Audit	11,000.00	0.00	11,000.00	
Legal		1,500.00	(1,500.00)	0.00%
Total Legal & Accounting services	\$ 14,500.00	\$ 5,000.00	\$ 9,500.00	290.00%
Medical Records Expense	12,109.35	7,476.08	4,633.27	161.97%
Meeting Expenses	240.64	79.04	161.60	304.45%
Office Expenses			0.00	
General Office Expenses	63.28	1,279.45	(1,216.17)	4.95%
Maintenance & Repairs	3,847.60	25,000.00	(21,152.40)	15.39%

Office Supplies	215.27	350.00	(134.73)	61.51%
Postage & Shipping	199.12	10.00	189.12	1991.20%
Software & Website	1,541.93	378.37	1,163.56	407.52%
Total Office Expenses	\$ 5,867.20	\$ 27,017.82	\$ (21,150.62)	21.72%
Payroll Expenses			0.00	
Board Stipends	1,764.00	3,750.00	(1,986.00)	47.04%
Employee Benefits	3,811.32	7,285.00	(3,473.68)	52.32%
Payroll Processing Fees	276.39	144.00	132.39	191.94%
Payroll Taxes	3,279.75	3,033.86	245.89	108.10%
Salaries	41,017.91	37,923.20	3,094.71	108.16%
Simple IRA Match	1,197.74	1,137.70	60.04	105.28%
Workers Compensation	1,489.64	231.00	1,258.64	644.87%
Total Payroll Expenses	\$ 52,836.75	\$ 53,504.76	\$ (668.01)	98.75%
Property Management Fees		200.00	(200.00)	0.00%
Utilities			0.00	
Cell Phones	200.00	200.00	0.00	100.00%
General Utilities	1,067.64	1,404.79	(337.15)	76.00%
Internet/Telephone	737.25	515.00	222.25	143.16%
Total Utilities	\$ 2,004.89	\$ 2,119.79	\$ (114.90)	94.58%
Total Expenses	\$ 242,609.55	\$ 349,527.48	\$ (106,917.93)	69.41%
Net Operating Income	\$ (196,067.61)	\$ (315,691.29)	\$ 119,623.68	62.11%
Other Income				
Interest/Dividend Income	44,842.11	9,027.14	35,814.97	496.75%
Total Other Income	\$ 44,842.11	\$ 9,027.14	\$ 35,814.97	496.75%
Net Other Income	\$ 44,842.11	\$ 9,027.14	\$ 35,814.97	496.75%
Net Income	\$ (151,225.50)	\$ (306,664.15)	\$ 155,438.65	49.31%

Tuesday, Aug 27, 2024 01:41:36 PM GMT-7 - Accrual Basis

Fallbrook Regional Health District
Budget vs. Actuals: Budget FY 24-25 - FY25 P&L Classes
 July 2024

	Wellness Center			
	Actual	Budget	over Budget	% of Budget
Income				
Program Fees		0.00	0.00	
Wellness Center Income - Event/Space Rental	300.00	250.00	50.00	120.00%
Total Income	\$ 300.00	\$ 250.00	\$ 50.00	120.00%
Gross Profit	\$ 300.00	\$ 250.00	\$ 50.00	120.00%
Expenses				
Advertising & Promotions	600.88	833.33	(232.45)	72.11%
Auto Expenses	227.33	65.00	162.33	349.74%
District Direct Care Services			0.00	
District Sponsored Events		0.00	0.00	
Health Services & Clinics	14,446.66	17,928.33	(3,481.67)	80.58%
Total District Direct Care Services	\$ 14,446.66	\$ 17,928.33	\$ (3,481.67)	80.58%
Dues & Subscriptions		95.00	(95.00)	0.00%
Education & Conferences	6,025.00	10,900.00	(4,875.00)	55.28%
Equipment Lease	796.27	797.00	(0.73)	99.91%
General Insurance	190.58	1,500.00	(1,309.42)	12.71%
IT Services	300.00	350.00	(50.00)	85.71%
Legal & Accounting services			0.00	
Legal		2,500.00	(2,500.00)	0.00%
Total Legal & Accounting services	\$ -	\$ 2,500.00	\$ (2,500.00)	0.00%
Meeting Expenses		50.00	(50.00)	0.00%
Office Expenses			0.00	
General Office Expenses	151.55	12,650.00	(12,498.45)	1.20%
Maintenance & Repairs	2,329.13	5,500.00	(3,170.87)	42.35%
Office Equipment & Fixtures		5,000.00	(5,000.00)	0.00%
Office Supplies	384.46	500.00	(115.54)	76.89%
Postage & Shipping		50.00	(50.00)	0.00%
Software & Website	1,392.00	321.08	1,070.92	433.54%
Total Office Expenses	\$ 4,257.14	\$ 24,021.08	\$ (19,763.94)	17.72%
Payroll Expenses			0.00	
Employee Benefits	6,050.03	5,828.00	222.03	103.81%
Payroll Processing Fees		120.00	(120.00)	0.00%
Payroll Taxes	1,686.88	1,719.00	(32.12)	98.13%
Salaries	22,224.00	21,487.47	736.53	103.43%
Simple IRA Match	646.68	647.00	(0.32)	99.95%
Workers Compensation	1,489.64	189.00	1,300.64	788.17%
Total Payroll Expenses	\$ 32,097.23	\$ 29,990.47	\$ 2,106.76	107.02%
Utilities			0.00	
Cell Phones	150.00	150.00	0.00	100.00%
General Utilities	4,908.74	2,082.17	2,826.57	235.75%

Internet/Telephone	928.21	514.83	413.38	180.29%
Total Utilities	\$ 5,986.95	\$ 2,747.00	\$ 3,239.95	217.95%
Total Expenses	\$ 64,928.04	\$ 91,777.21	\$ (26,849.17)	70.75%
Net Operating Income	\$ (64,628.04)	\$ (91,527.21)	\$ 26,899.17	70.61%
Net Income	\$ (64,628.04)	\$ (91,527.21)	\$ 26,899.17	70.61%

Tuesday, Aug 27, 2024 01:43:47 PM GMT-7 - Accrual Basis

California State Treasurer *Fiona Ma, CPA*



Local Agency Investment Fund
P.O. Box 942809
Sacramento, CA 94209-0001
(916) 653-3001

August 02, 2024

[LAIF Home](#)
[PMIA Average Monthly Yields](#)

FALLBROOK REGIONAL HEALTH DISTRICT

DISTRICT ADMINISTRATOR
138 SOUTH BRANDON ROAD
FALLBROOK, CA 92028

[Tran Type Definitions](#)

Account Number: [REDACTED]

July 2024 Statement

Effective Date	Transaction Date	Tran Type	Confirm Number	Web Confirm Number	Authorized Caller	Amount
7/15/2024	7/12/2024	QRD	1755567	N/A	SYSTEM	16,417.97

Account Summary

Total Deposit:	16,417.97	Beginning Balance:	1,337,311.28
Total Withdrawal:	0.00	Ending Balance:	1,353,729.25



CaITRUST
 PO Box 2709
 Granite Bay, CA 95746
 www.caltrust.org
 Email: admin@caltrust.org
 Fax: 402-963-9094
 Phone: 833-CALTRUST (225-8787)

Investment Account Summary

07/01/2024 through 07/31/2024

SUMMARY OF INVESTMENTS

Fund	Account Number	Total Shares Owned	Net Asset Value per Share on Jul 31 (\$)	Value on Jul 31 (\$)	Average Cost Amount (\$)	Cumulative Change in Value (\$)
FALLBROOK REGIONAL HEALTH DISTRICT						
CalTRUST Medium Term Fund	[REDACTED]	502,593.655	9.82	4,935,469.69	5,032,124.98	(96,655.29)
CalTRUST Liquidity Fund	[REDACTED]	1,038,416.250	1.00	1,038,416.25	1,038,416.25	0.00
Portfolios Total value as of 07/31/2024				5,973,885.94		

DETAIL OF TRANSACTION ACTIVITY

Activity Description	Activity Date	Amount (\$)	Amount in Shares	Balance in Shares	Price per Share (\$)	Balance (\$)	Average Cost Amt (\$)	Realized Gain/(Loss) (\$)
CalTRUST Medium Term Fund		FALLBROOK REGIONAL HEALTH DISTRICT			Account Number: [REDACTED]			
Beginning Balance	07/01/2024			500,672.866	9.74	4,876,553.71		
Accrual Income Div Reinvestment	07/31/2024	18,862.15	1,920.789	502,593.655	9.82	4,935,469.69	0.00	0.00
Change in Value						40,053.83		
Closing Balance as of	Jul 31			502,593.655	9.82	4,935,469.69		
CalTRUST Liquidity Fund		FALLBROOK REGIONAL HEALTH DISTRICT			Account Number: [REDACTED]			
Beginning Balance	07/01/2024			1,033,684.980	1.00	1,033,684.98		
Accrual Income Div Reinvestment	07/31/2024	4,731.27	4,731.270	1,038,416.250	1.00	1,038,416.25	0.00	0.00
Change in Value						0.00		
Closing Balance as of	Jul 31			1,038,416.250	1.00	1,038,416.25		

Please note that this information should not be construed as tax advice and it is recommended that you consult with a tax professional regarding your account.



Summary Statement

July 31, 2024

Page 1 of 3

Investor ID: [REDACTED]

0000078-0000324 PDF 676171

Fallbrook Regional Health District
138 South Brandon Road
Fallbrook, CA 92028

California CLASS

California CLASS

Average Monthly Yield: 5.4207%

		Beginning Balance	Contributions	Withdrawals	Income Earned	Income Earned YTD	Average Daily Balance	Month End Balance
[REDACTED]	FRHD_CLASS_Prime	1,052,142.31	0.00	0.00	4,830.72	32,776.86	1,052,298.14	1,056,973.03
TOTAL		1,052,142.31	0.00	0.00	4,830.72	32,776.86	1,052,298.14	1,056,973.03



Account Number: [REDACTED]

FRHD_CLASS_Prime

Account Summary

Average Monthly Yield: 5.4207%

	Beginning Balance	Contributions	Withdrawals	Income Earned	Income Earned YTD	Average Daily Balance	Month End Balance
California CLASS	1,052,142.31	0.00	0.00	4,830.72	32,776.86	1,052,298.14	1,056,973.03

Transaction Activity

Transaction Date	Transaction Description	Contributions	Withdrawals	Balance	Transaction Number
07/01/2024	Beginning Balance			1,052,142.31	
07/31/2024	Income Dividend Reinvestment	4,830.72			
07/31/2024	Ending Balance			1,056,973.03	



California CLASS

California CLASS

Date	Dividend Rate	Daily Yield
07/01/2024	0.000147285	5.3908%
07/02/2024	0.000147768	5.4083%
07/03/2024	0.000295448	5.4067%
07/04/2024	0.000000000	5.4067%
07/05/2024	0.000442734	5.4014%
07/06/2024	0.000000000	5.4014%
07/07/2024	0.000000000	5.4014%
07/08/2024	0.000147512	5.3989%
07/09/2024	0.000147649	5.4040%
07/10/2024	0.000148072	5.4194%
07/11/2024	0.000148209	5.4245%
07/12/2024	0.000443817	5.4146%
07/13/2024	0.000000000	5.4146%
07/14/2024	0.000000000	5.4146%
07/15/2024	0.000148120	5.4212%
07/16/2024	0.000148143	5.4220%
07/17/2024	0.000148313	5.4283%
07/18/2024	0.000148328	5.4288%
07/19/2024	0.000444639	5.4246%
07/20/2024	0.000000000	5.4246%
07/21/2024	0.000000000	5.4246%
07/22/2024	0.000148299	5.4278%
07/23/2024	0.000148226	5.4251%
07/24/2024	0.000148531	5.4363%
07/25/2024	0.000148549	5.4369%
07/26/2024	0.000445962	5.4407%
07/27/2024	0.000000000	5.4407%
07/28/2024	0.000000000	5.4407%
07/29/2024	0.000148736	5.4437%
07/30/2024	0.000148489	5.4347%
07/31/2024	0.000148490	5.4348%

Performance results are shown net of all fees and expenses and reflect the reinvestment of dividends and other earnings. Many factors affect performance including changes in market conditions and interest rates and in response to other economic, political, or financial developments. Investment involves risk including the possible loss of principal. No assurance can be given that the performance objectives of a given strategy will be achieved. **Past performance is no guarantee of future results. Any financial and/or investment decision may incur losses.**

Fallbrook Regional Health District

Report #7 - Check Detail

July 2024

DATE	TRANSACTION TYPE	NUM	AMOUNT	SPLIT
24 Hour Elevator Inc.				
07/09/2024	Bill Payment (Check)	14351	(943.17)	Banc of California - Checking
06/26/2024	Bill	169503	694.00	Office Expenses:Maintenance & Repairs
07/01/2024	Bill	170114	249.17	Office Expenses:Maintenance & Repairs
ACHD				
07/01/2024	Bill Payment (Check)	14280	(7,300.00)	Banc of California - Checking
07/01/2024	Bill	2024-0701	7,300.00	Dues & Subscriptions
Amazon Capital Services				
07/02/2024	Bill Payment (Check)	14312	(288.71)	Banc of California - Checking
06/26/2024	Bill	1D1W-644F-FGKX	232.08	Office Expenses:Office Supplies
06/30/2024	Bill	1FMD-N397-1FG7	56.63	Office Expenses:Office Supplies
07/16/2024	Bill Payment (Check)	14355	(1,267.43)	Banc of California - Checking
07/10/2024	Bill	1HD7-N7HX-YQNP	131.28	Office Expenses:Office Supplies
07/16/2024	Bill	1MR4-6FVF-3CV6	895.99	Office Expenses:Office Equipment & Fixtures
07/14/2024	Bill	1CJL-KWKV-PVYF	192.87	-Split-
07/15/2024	Bill	1MQH-HD44-RLDK	47.29	Office Expenses:Office Supplies
07/23/2024	Bill Payment (Check)	14361	(218.27)	Banc of California - Checking
06/13/2024	Bill	1K34-1RNC-MJFQ	169.04	Office Expenses:Office Supplies
06/09/2024	Bill	1M4HN-LNLY-TPDX	49.23	Office Expenses:Office Supplies
Arch 5 Design				
07/09/2024	Bill Payment (Check)	14352	(1,800.00)	Banc of California - Checking
07/08/2024	Bill	726	1,800.00	E. Mission Road:E. Mission Road - Improvements
BETA Healthcare Group				
07/01/2024	Bill Payment (Check)	14281	(4,574.00)	Banc of California - Checking
07/01/2024	Bill	BW-241054001	4,574.00	-Split-
Boys & Girls Club of North County				
07/23/2024	Bill Payment (Check)	14366	(250.00)	Banc of California - Checking
07/23/2024	Bill	Tee Sponsor	250.00	Advertising & Promotions
CalPERS				
07/23/2024	Bill Payment (Check)	14362	(8,687.84)	Banc of California - Checking
07/15/2024	Bill	CalPERS 1559595490	8,687.84	-Split-
CellGate				
07/30/2024	Bill Payment (Check)	14367	(88.20)	Banc of California - Checking
08/01/2024	Bill	0088169-IN	88.20	Office Expenses:Maintenance & Repairs
County of San Diego - Auditor & Controller				
07/09/2024	Bill Payment (Check)	14350	(1,258.54)	Banc of California - Checking
07/01/2024	Bill	LC24-09	1,258.54	Dues & Subscriptions

Fallbrook Regional Health District

Report #7 - Check Detail

July 2024

DATE	TRANSACTION TYPE	NUM	AMOUNT	SPLIT
CSDA-SD Chapter				
07/16/2024	Bill Payment (Check)	14356	(150.00)	Banc of California - Checking
07/05/2024	Bill	25-10	150.00	Dues & Subscriptions
Culligan of Escondido				
07/09/2024	Bill Payment (Check)	14349	(63.28)	Banc of California - Checking
06/30/2024	Bill	1094798	63.28	Office Expenses:General Office Expenses
Culligan of San Diego				
07/09/2024	Bill Payment (Check)	14348	(75.70)	Banc of California - Checking
06/30/2024	Bill	1424418	75.70	Office Expenses:General Office Expenses
Darren Key				
07/30/2024	Bill Payment (Check)	14368	(153.00)	Banc of California - Checking
07/23/2024	Bill	07232024	153.00	Office Expenses:Maintenance & Repairs
DMV				
07/02/2024	Bill Payment (Check)	14299	(188.00)	Banc of California - Checking
07/01/2024	Bill	Lic # 8P81480	188.00	Auto Expenses
Fallbrook Rooter & Drain Service				
07/02/2024	Bill Payment (Check)	14313	(231.80)	Banc of California - Checking
06/27/2024	Bill	24036	231.80	Office Expenses:Maintenance & Repairs
Fallbrook Waste & Recycling - E. Mission				
07/02/2024	Bill Payment (Check)	14314	(295.03)	Banc of California - Checking
06/30/2024	Bill	20-T3- 452088	295.03	Utilities:General Utilities
Federal Express				
07/09/2024	Bill Payment (Check)	14347	(86.99)	Banc of California - Checking
07/05/2024	Bill	8-551-87175	86.99	Office Expenses:Postage & Shipping
Five Star Bank - CC				
07/09/2024	Bill Payment (Check)	14346	(632.84)	Banc of California - Checking
06/30/2024	Bill	06302024	632.84	-Split-
Fowler Pest Control, Inc.				
07/16/2024	Bill Payment (Check)	14357	(246.00)	Banc of California - Checking
07/12/2024	Bill	265880	88.00	Office Expenses:Maintenance & Repairs
07/12/2024	Bill	265874	158.00	Office Expenses:Maintenance & Repairs
FPUD - 7720-001				
07/02/2024	Bill Payment (Check)	14315	(323.92)	Banc of California - Checking

Fallbrook Regional Health District

Report #7 - Check Detail

July 2024

DATE	TRANSACTION TYPE	NUM	AMOUNT	SPLIT
06/24/2024	Bill	007720-001	323.92	Utilities:General Utilities
07/30/2024	Bill Payment (Check)	14369	(323.92)	Banc of California - Checking
07/23/2024	Bill	007720-001	323.92	Office Expenses:Maintenance & Repairs
FPUD - 7720-002 - E. Mission Rd.				
07/02/2024	Bill Payment (Check)	14316	(52.09)	Banc of California - Checking
06/24/2024	Bill	007720-002	52.09	Utilities:General Utilities
07/30/2024	Bill Payment (Check)	14383	(52.09)	Banc of California - Checking
07/23/2024	Bill	007720-002	52.09	Utilities:General Utilities
FPUD - 7720-003 - E. Mission Rd.				
07/02/2024	Bill Payment (Check)	14317	(385.14)	Banc of California - Checking
06/24/2024	Bill	007720-003	385.14	Utilities:General Utilities
07/30/2024	Bill Payment (Check)	14384	(385.14)	Banc of California - Checking
07/23/2024	Bill	007720-003	385.14	Utilities:General Utilities
FPUD - 7721-000				
07/02/2024	Bill Payment (Check)	14318	(104.18)	Banc of California - Checking
06/24/2024	Bill	007721-000	104.18	Utilities:General Utilities
07/30/2024	Bill Payment (Check)	14370	(52.09)	Banc of California - Checking
07/23/2024	Bill	007721-000	52.09	Utilities:General Utilities
Iron Mountain				
07/02/2024	Bill Payment (Check)	14319	(3,267.40)	Banc of California - Checking
06/30/2024	Bill	JNSZ383	3,267.40	Medical Records Expense
07/30/2024	Bill Payment (Check)	14371	(12,109.35)	Banc of California - Checking
07/31/2024	Bill	JRLW430	12,109.35	Medical Records Expense
Jan-Pro Commercial Cleaning				
07/02/2024	Bill Payment (Check)	14320	(920.00)	Banc of California - Checking
07/01/2024	Bill	117799	920.00	Office Expenses:Maintenance & Repairs
07/30/2024	Bill Payment (Check)	14372	(920.00)	Banc of California - Checking
08/01/2024	Bill	119061	920.00	Office Expenses:Maintenance & Repairs
Jasmine Thomas				
07/02/2024	Bill Payment (Check)	14321	(30.82)	Banc of California - Checking
06/30/2024	Bill	06302024-reimburse	30.82	Auto Expenses
Jeffrey G. Scott, Esquire				
07/02/2024	Bill Payment (Check)	14322	(11,795.00)	Banc of California - Checking
06/30/2024	Bill		11,795.00	-Split-
07/16/2024	Bill Payment (Check)	14358	(5,022.50)	Banc of California - Checking
06/30/2024	Bill	06302024	5,022.50	-Split-

Juana Diaz

Fallbrook Regional Health District

Report #7 - Check Detail

July 2024

DATE	TRANSACTION TYPE	NUM	AMOUNT	SPLIT
07/02/2024	Bill Payment (Check)	14323	(180.00)	Banc of California - Checking
06/26/2024	Bill	379473	180.00	Office Expenses:Maintenance & Repairs
07/09/2024	Bill Payment (Check)	14345	(180.00)	Banc of California - Checking
07/03/2024	Bill	379474	180.00	Office Expenses:Maintenance & Repairs
07/16/2024	Bill Payment (Check)	14359	(180.00)	Banc of California - Checking
07/10/2024	Bill	379475	180.00	Office Expenses:Maintenance & Repairs
07/23/2024	Bill Payment (Check)	14363	(180.00)	Banc of California - Checking
07/17/2024	Bill	379476	180.00	Office Expenses:Maintenance & Repairs
07/30/2024	Bill Payment (Check)	14373	(180.00)	Banc of California - Checking
07/24/2024	Bill	379477	180.00	Office Expenses:Maintenance & Repairs
Katia Elizondo Marquez				
07/02/2024	Bill Payment (Check)	14300	(5,250.00)	Banc of California - Checking
07/01/2024	Bill	07012024 - Tuition Re	5,250.00	Education & Conferences
Knight Security & Fire Systems				
07/02/2024	Bill Payment (Check)	14324	(44.00)	Banc of California - Checking
07/01/2024	Bill	194803	44.00	Office Expenses:Maintenance & Repairs
Konica Minolta				
07/09/2024	Bill Payment (Check)	14344	(1,592.55)	Banc of California - Checking
07/05/2024	Bill	45124369	1,592.55	-Split-
LDC Always Green Landscape				
07/09/2024	Bill Payment (Check)	14343	(3,300.00)	Banc of California - Checking
06/30/2024	Bill	1430	900.00	Office Expenses:Maintenance & Repairs
06/30/2024	Bill	1429	2,400.00	Office Expenses:Maintenance & Repairs
Leslie Salmon				
07/02/2024	Bill Payment (Check)	14325	(1,181.25)	Banc of California - Checking
07/01/2024	Bill	062024	1,181.25	District Direct Care Services:Health Services & Clinics
Low Voltage				
07/16/2024	Bill Payment (Check)	14360	(693.75)	Banc of California - Checking
07/05/2024	Bill	53675	353.00	Office Expenses:Maintenance & Repairs
07/05/2024	Bill	53676	340.75	Office Expenses:Maintenance & Repairs
Michelle's Place Cancer Resource Center				
07/23/2024	Bill Payment (Check)	14364	(3,541.66)	Banc of California - Checking
07/15/2024	Bill	Agreement #2024-1	3,541.66	Community Health Contracts:Michelle's Place Cancer Ctr
Nigro & Nigro				
07/30/2024	Bill Payment (Check)	14374	(11,000.00)	Banc of California - Checking
07/20/2024	Bill	20602	3,000.00	Legal & Accounting services:Independent Audit
07/20/2024	Bill	20586	8,000.00	Legal & Accounting services:Independent Audit

Fallbrook Regional Health District

Report #7 - Check Detail

July 2024

DATE	TRANSACTION TYPE	NUM	AMOUNT	SPLIT
North County Fire Protection District				
07/02/2024	Bill Payment (Check)	14326	(155,284.68)	Banc of California - Checking
06/28/2024	Bill	24-100	155,284.68	Community Health Contracts:NC Fire JPA (Ambulance)
Palomar Family Counseling Service Inc.				
07/09/2024	Bill Payment (Check)	14342	(3,510.00)	Banc of California - Checking
06/30/2024	Bill	13011	3,510.00	District Direct Care Services:Health Services & Clinics
Pitney Bowes - Lease				
07/09/2024	Bill Payment (Check)	14341	(77.29)	Banc of California - Checking
06/25/2024	Bill	3106730447	77.29	Equipment Lease
Pitney Bowes - Purchase Power				
07/09/2024	Bill Payment (Check)	14340	(101.41)	Banc of California - Checking
07/02/2024	Bill	8000-9090-0976-9550	101.41	Office Expenses:Postage & Shipping
Portero Services				
07/02/2024	Bill Payment (Check)	14327	(2,000.00)	Banc of California - Checking
06/30/2024	Bill	3371	2,000.00	Legal & Accounting services:Accounting
07/30/2024	Bill Payment (Check)	14375	(2,000.00)	Banc of California - Checking
07/31/2024	Bill	3394	2,000.00	Legal & Accounting services:Accounting
Raquel Williams				
07/23/2024	Bill Payment (Check)	14365	(135.69)	Banc of California - Checking
07/23/2024	Bill	07232024	135.69	-Split-
Rotary Club of Fallbrook Village				
07/09/2024	Bill Payment (Check)	14339	(35.00)	Banc of California - Checking
07/03/2024	Bill	2989	35.00	Dues & Subscriptions
Safe and Sound Security				
07/02/2024	Bill Payment (Check)	14328	(75.87)	Banc of California - Checking
07/08/2024	Bill	27710	75.87	Office Expenses:Maintenance & Repairs
07/30/2024	Bill Payment (Check)	14376	(75.87)	Banc of California - Checking
08/08/2024	Bill	28375	75.87	Office Expenses:Maintenance & Repairs
SDG&E - 5971 - E. Mission				
07/02/2024	Bill Payment (Check)	14329	(805.96)	Banc of California - Checking
06/26/2024	Bill	06262024	805.96	Utilities:General Utilities
07/30/2024	Bill Payment (Check)	14377	(2,088.24)	Banc of California - Checking
07/26/2024	Bill	07262024	2,088.24	Utilities:General Utilities
SDG&E - 6994 - Brandon				

Fallbrook Regional Health District

Report #7 - Check Detail

July 2024

DATE	TRANSACTION TYPE	NUM	AMOUNT	SPLIT
07/02/2024	Bill Payment (Check)	14330	(710.71)	Banc of California - Checking
06/26/2024	Bill	06262024	710.71	Utilities:General Utilities
SDRMA				
07/01/2024	Bill Payment (Check)	14290	(32,020.21)	Banc of California - Checking
07/01/2024	Bill	75291	32,020.21	Prepaid Insurance
SitelogIQ				
07/30/2024	Bill Payment (Check)	14382	(49,000.00)	Banc of California - Checking
02/29/2024	Bill	PUBCAL 005320	1,313,109.00	E. Mission Road:E. Mission Road - Improvements
Spectrum - Mission				
07/02/2024	Bill Payment (Check)	14332	(514.93)	Banc of California - Checking
06/22/2024	Bill	60354062224	514.93	Utilities:Internet/Telephone
07/30/2024	Bill Payment (Check)	14378	(517.43)	Banc of California - Checking
07/22/2024	Bill	60354072224	517.43	Utilities:Internet/Telephone
Spectrum Business-Brandon				
07/02/2024	Bill Payment (Check)	14333	(658.83)	Banc of California - Checking
06/21/2024	Bill	60321062124	658.83	Utilities:Internet/Telephone
07/30/2024	Bill Payment (Check)	14379	(324.94)	Banc of California - Checking
07/21/2024	Bill	60321072124	324.94	Utilities:Internet/Telephone
Springston Design LLC				
07/02/2024	Bill Payment (Check)	14334	(600.00)	Banc of California - Checking
07/02/2024	Bill	INV-0108	600.00	-Split-
Susan Woodward				
07/02/2024	Bill Payment (Check)	14335	(1,500.00)	Banc of California - Checking
06/30/2024	Bill	06202024	1,500.00	Legal & Accounting services:Accounting
T-Mobile				
07/02/2024	Bill Payment (Check)	14336	(79.88)	Banc of California - Checking
06/20/2024	Bill	Acct 989429125	79.88	-Split-
Tracy Rosalee				
07/09/2024	Bill Payment (Check)	14338	(22.11)	Banc of California - Checking
06/30/2024	Bill	06302024	22.11	Auto Expenses
07/30/2024	Bill Payment (Check)	14380	(30.15)	Banc of California - Checking
07/30/2024	Bill	Reimbursement	30.15	Auto Expenses
Village News				
07/02/2024	Bill Payment (Check)	14337	(358.00)	Banc of California - Checking
06/26/2024	Bill	29369	358.00	Advertising & Promotions
07/30/2024	Bill Payment (Check)	14381	(358.00)	Banc of California - Checking

Fallbrook Regional Health District

Report #7 - Check Detail

July 2024

DATE	TRANSACTION TYPE	NUM	AMOUNT	SPLIT
07/31/2024	Bill	29777	358.00	Advertising & Promotions



ACCOUNTS PAYABLE

Account Number: XXXX XXXX XXXX 0944

ACCOUNT SUMMARY	
Credit Limit	\$15,000.00
Credit Available	\$5,211.00
Statement Closing Date	July 31, 2024
Days in Billing Cycle	31
Previous Balance	\$632.84
- Payments & Credits	\$637.28
+ Purchases & Other Charges	\$9,780.79
+ Cash Advances	\$0.00
+ Finance Charges	\$0.00
= New Balance	\$9,776.35
Questions?	Call Cardmember Services 1-855-401-4743
Or Write:	PO Box 332509 Murfreesboro, TN 37133-2509
Or visit:	MyApexCard.com

PAYMENT INFORMATION	
New Balance	\$9,776.35
Minimum Payment Due	\$9,776.35
Payment Due Date	August 25, 2024

Notice: SEE REVERSE SIDE FOR MORE IMPORTANT INFORMATION

TRANSACTIONS

Tran Date	Post Date	Reference Number	Transaction Description	Amount
			TOTAL XXXXXXXXXXXX 0944	\$632.84-
07/16	07/16	8559325JN00XVJ2A6	PAYMENT - THANK YOU	632.84-
		JUDITH OSWALD	TOTAL XXXXXXXXXXXX 2307	\$5,716.21
07/03	07/03	5542950J9MNO1LPQJ	ADOBE *ADOBE 4085366000 CA	149.93
07/08	07/08	5543286JE6377MXXQ	SQ *SESSIONS WEST COAS MISSION VIEJO CA	25.35
07/09	07/09	8550039JFS66H0KZG	CSMFO 916-2312137 CA	100.00
07/10	07/10	5543286JG5SFF914V	WWW COSTCO COM 800-955-2292 WA	113.39
07/12	07/12	5526352JJ0T70HK22	CALPERS CVENT SACRAMENTO CA	549.00
07/13	07/13	1527021JK00BXV7N4	MSFT * E0700SZN3B MSBILL.INFO WA	576.00
07/13	07/13	1527021JK0000J458	MSFT * E0700SZXWI MSBILL.INFO WA	1,800.00
07/13	07/13	8536943JLW843LEJA	TOWN AND COUNTRY - LOD SAN DIEGO CA	284.26
		CHECK-IN 07/12/24	FOLIO #0000095680	
07/14	07/14	5543286JL5VENTJ6T	WWW COSTCO COM 800-955-2292 WA	75.98
07/16	07/16	7545491JNS66J4K2V	ANGEL SOCIETY OF FALLB FALLBROOK CA	17.24
07/16	07/16	0543684JP00BJLVD6	DOLLAR TREE FALLBROOK CA	12.12

Transactions continued on next page

Please detach bottom portion and submit with payment using enclosed envelope



Cardmember Services
PO BOX 332509
Murfreesboro TN 37133

Payment Information

Account Number: XXXX XXXX XXXX 0944
Payment Due Date August 25, 2024
New Balance \$9,776.35
Minimum Payment Due \$9,776.35
Past Due Amount \$0.00

Make Check
Payable to:

Amount Enclosed: \$

ACCOUNTS PAYABLE
FALLBROOK REGIONAL HD
138 S BRANDON RD
FALLBROOK CA 92028-2205
|||

Cardmember Services
PO BOX 306005
Nashville TN 37230-6005
|||

553312031005094400977635009776355

TRANSACTIONS (continued)

Tran Date	Post Date	Reference Number	Transaction Description	Amount
07/16	07/16	5550036JP0XJ582P1	INTERNATIONAL PUBLIC M ALEXANDRIA VA	100.00
07/19	07/19	1527021JT00Q2PDN7	MSFT * E0700T2AZK MSBILL.INFO WA	408.00
07/23	07/23	5550629JX12VSR0B2	AED SUPERSTORE WOODRUFF WI	1,043.02
07/30	07/30	5543286K460LYY7R1	VBS*VONAGE BUSINESS 866-901-0242 GA	372.37
07/30	07/30	1544985K509RY1240	MR. PEABODYS BURGERS SAN DIEGO CA	24.74
07/30	07/30	1527021K400XSS8QW	FACEBK *PLQQM5GH42 MENLO PARK CA	62.99
07/30	07/30	1527021K4019TLE6P	FACEBK *J3MLX5LH42 MENLO PARK CA	1.82
		RACHEL MASON-RUNNELLS	TOTAL XXXXXXXXXXXX 6849 \$4,060.14	
07/09	07/09	0514048JFMHDZ6W1P	GROCERY OUTLET OF FA FALLBROOK CA	44.09
07/09	07/09	5550080JG0NVXN7LS	FALLBROOK ACE HARDWARE FALLBROOK CA	14.00
07/09	07/09	7270069JGS66FDB9T	LA CUCINA TRATTORIA FALLBROOK CA	21.49
07/14	07/14	0558745JL000025KX	RBT YOLK - MICHIGAN EASYSAVINGS CREDIT	1.16-
07/14	07/14	0558745JL000025L5	RBT YOLK - MICHIGAN EASYSAVINGS CREDIT	3.28-
07/24	07/24	5542135JZJ82LDTA6	CALIFORNIA SPECIAL DIS SACRAMENTO CA	3,875.00
07/27	07/27	7541823K15ZBB91HW	EIG*CONSTANTCONTACT.CO WALTHAM MA	110.00

INTEREST CHARGE CALCULATION

Your **Annual Percentage Rate (APR)** is the annual interest rate on your account

Type of Balance	ANNUAL PERCENTAGE RATE (APR)	Expiration Date	Balance Subject to Interest Rate	Days in Billing Cycle	Interest Charge
Purchases	23.99% (v)	-	\$0.00	31	\$0.00
Cash Advances	21.00% (f)	-	\$0.00	31	\$0.00

(v) = variable (f) = fixed

**Account Summary**




Billing Cycle		07/31/2024
Days In Billing Cycle		31
Previous Balance		\$3,162.50
Purchases	+	\$521.76
Cash	+	\$0.00
Balance Transfers	+	\$0.00
Special	+	\$0.00
Credits	-	\$0.00
Payments	-	\$3,162.50-
Other Charges	+	\$0.00
Finance Charges	+	\$0.00

NEW BALANCE **\$521.76**

Credit Summary

Total Credit Line	\$12,000.00
Available Credit Line	\$11,478.24
Available Cash	\$0.00
Amount Over Credit Line	\$0.00
Amount Past Due	\$0.00
Disputed Amount	\$0.00

Account Inquiries

-  Call us at: (866) 777-9013
Lost or Stolen Card: (866) 839-3485
-  Go to www.umpquabank.com
-  Write us at PO BOX 35142 - LB1181, SEATTLE, WA 98124-5142

Payment Summary

NEW BALANCE	\$521.76
MINIMUM PAYMENT	\$521.76
PAYMENT DUE DATE	08/25/2024

NOTE: Grace period to avoid a finance charge on purchases, pay entire new balance by payment due date. Finance charge accrues on cash advances until paid and will be billed on your next statement.

Corporate Activity

				TOTAL CORPORATE ACTIVITY	\$3,162.50-
Trans Date	Post Date	Reference Number	Transaction Description	Amount	
07/17	07/17	0000000LBX2407172813005	PAYMENT - THANK YOU	\$3,162.50-	

PLEASE DETACH COUPON AND RETURN PAYMENT USING THE ENCLOSED ENVELOPE - ALLOW UP TO 7 DAYS FOR RECEIPT

UMPQUA BANK
 PO BOX 35142 - LB1181
 SEATTLE WA 98124-5142



Account Number
 ####-####-####-7117

Check box to indicate name/address change on back of this coupon

AMOUNT OF PAYMENT ENCLOSED

Closing Date	New Balance	Total Minimum Payment Due	Payment Due Date
07/31/24	\$521.76	\$521.76	08/25/24

\$



BL ACCT 00002840-20000001
 FALLBROOK REG HEALTH DIST
 138 SOUTH BRANDON ROAD
 FALLBROOK CA 92028

MAKE CHECK PAYABLE TO:

UMPQUA BANK COMMERCIAL CARD OPS
 PO BOX 35142 - LB1181
 SEATTLE WA 98124-5142

Cardholder Account Summary				
THERESA GERACITANO ##### 9073	Payments & Other Credits \$0.00	Purchases & Other Charges \$100.85	Cash Advances \$0.00	Total Activity \$100.85

Cardholder Account Detail					
Trans Date	Post Date	Plan Name	Reference Number	Description	Amount
07/01	07/02	PPLN01	2449216418400000348877	EVENT LISTING FEE HTTPSWWW.EVEN CA	\$9.00
07/18	07/19	PPLN01	24492164200000028574454	EVENT LISTING FEE HTTPSWWW.EVEN CA	\$9.00
07/26	07/28	PPLN01	24137464210600255295815	WhiteHouseBlackMarket 877-948-2525 FL	\$82.85

Cardholder Account Summary				
JUDITH OSWALD ##### 7000	Payments & Other Credits \$0.00	Purchases & Other Charges \$420.91	Cash Advances \$0.00	Total Activity \$420.91

Cardholder Account Detail					
Trans Date	Post Date	Plan Name	Reference Number	Description	Amount
06/30	07/01	PPLN01	24692164182102874370506	VBS*VONAGE BUSINESS 866-901-0242 GA	\$370.84
06/30	07/01	PPLN01	24204294182000304405023	FACEBK *23HJV4QH42 650-5434800 CA	\$50.07

Finance Charge Summary / Plan Level Information									
Plan Name	Plan Description	FCM ¹	Average Daily Balance	Periodic Rate *	Corresponding APR	Finance Charges	Effective APR Fees **	Effective APR	Ending Balance
Purchases									
PPLN01 001	PURCHASE	E	\$0.00	0.06008%(D)	21.9900%	\$0.00	\$0.00	0.0000%	\$521.76
Cash									
CPLN01 001	CASH	A	\$0.00	0.06554%(D)	23.9900%	\$0.00	\$0.00	0.0000%	\$0.00
* Periodic Rate (M)=Monthly (D)=Daily							Days In Billing Cycle: 31		
** includes cash advance and foreign currency fees							APR = Annual Percentage Rate		
¹ FCM = Finance Charge Method									
(V) = Variable Rate If you have a variable rate account the periodic rate and Annual Percentage Rate (APR) may vary.									

Fallbrook Regional Health District

Report #9 - Community Development Disbursements

July 2024

DATE	NUM	NAME	MEMO/DESCRIPTION	SPLIT	AMOUNT
Wellness Center					
07/08/2024	726	Arch 5 Design	CDD - SF Studios as-built measure	E. Mission Road:E. Mission Road - Improvements	1,800.00
07/11/2024		County of San Diego Planning Services	CDD	E. Mission Road:E. Mission Road - Improvements	(2,672.71)
07/11/2024		County of San Diego Planning Services	CDD	E. Mission Road:E. Mission Road - Improvements	(2,667.48)
Total for Wellness Center					\$ (3,540.19)

FINANCE MEETING REPORTS

AUGUST 2024

Fallbrook Regional Health District

Report #1 - Balance Sheet Comparison

As of August 31, 2024

	TOTAL		
	AS OF AUG 31, 2024	AS OF JUL 31, 2024 (PP)	% CHANGE
ASSETS			
Current Assets			
Bank Accounts			
Banc of California - Checking	169,484.66	248,564.69	(31.81 %)
Five Star Bank Account	592,412.46	592,412.46	0.00 %
Petty Cash	138.47	138.47	0.00 %
Total Bank Accounts	\$762,035.59	\$841,115.62	(9.40 %)
Other Current Assets			
Interest Receivable - LAIF	0.00	0.00	
Loan Receivable - FRHD Foundation	25,000.00	25,000.00	0.00 %
Prepaid Insurance	29,873.33	33,233.77	(10.11 %)
Reimbursement Receivable - CDD	(943.68)	(943.68)	0.00 %
Tax Apportionment Receivable	20,877.91	45,861.94	(54.48 %)
Total Other Current Assets	\$74,807.56	\$103,152.03	(27.48 %)
Total Current Assets	\$836,843.15	\$944,267.65	(11.38 %)
Fixed Assets			
Accumulated Depreciation - All Buildings	(313,578.40)	(308,985.40)	(1.49 %)
Construction in Progress	1,331,258.92	1,331,258.92	0.00 %
E. Mission Road	1,441,539.86	1,441,539.86	0.00 %
E. Mission Road - Improvements	480,816.24	471,916.24	1.89 %
E. Mission Road - Land	360,629.00	360,629.00	0.00 %
Total E. Mission Road	2,282,985.10	2,274,085.10	0.39 %
Equipment	85,471.17	85,471.17	0.00 %
Equipment - Depreciation	(64,973.88)	(64,082.46)	(1.39 %)
S. Brandon Road	161,578.00	161,578.00	0.00 %
S. Brandon Road - Improvements	233,355.76	233,355.76	0.00 %
S. Brandon Road - Land	129,662.00	129,662.00	0.00 %
Total S. Brandon Road	524,595.76	524,595.76	0.00 %
Total Fixed Assets	\$3,845,758.67	\$3,842,343.09	0.09 %
Other Assets			
California Class	1,061,814.19	1,056,973.03	0.46 %
CalTrust - Liquidity Fund	1,043,166.61	1,038,416.25	0.46 %
CalTrust - Medium Term Fund	4,987,755.70	4,935,469.69	1.06 %
LAIF	1,353,729.25	1,353,729.25	0.00 %
Note Receivable - East Alvarado Street	0.00	0.00	
Total Other Assets	\$8,446,465.75	\$8,384,588.22	0.74 %
TOTAL ASSETS	\$13,129,067.57	\$13,171,198.96	(0.32 %)

Fallbrook Regional Health District

Report #1 - Balance Sheet Comparison

As of August 31, 2024

	TOTAL		
	AS OF AUG 31, 2024	AS OF JUL 31, 2024 (PP)	% CHANGE
LIABILITIES AND EQUITY			
Liabilities			
Current Liabilities			
Accounts Payable			
Accounts Payable (A/P)	928,273.57	918,620.14	1.05 %
Total Accounts Payable	\$928,273.57	\$918,620.14	1.05 %
Credit Cards			
Five Star Bank - CC			
Five Star Bank - CC	0.00	9,776.35	(100.00 %)
Umpqua Bank - Credit Card			
Umpqua Bank - Credit Card	0.00	0.00	
Total Credit Cards	\$0.00	\$9,776.35	(100.00 %)
Other Current Liabilities			
Payroll - Tax Payable			
Payroll - Tax Payable	9,453.57	9,881.14	(4.33 %)
Payroll - Vacation & Sick Payable			
Payroll - Vacation & Sick Payable	40,207.61	40,207.61	0.00 %
Payroll - Wages Payable			
Payroll - Wages Payable	22,576.96	23,902.43	(5.55 %)
Refundable Deposits - Rental Security			
Refundable Deposits - Rental Security	480.00	480.00	0.00 %
Simple IRA Plan - Payable			
Simple IRA Plan - Payable	5,473.54	5,195.10	5.36 %
Total Other Current Liabilities	\$78,191.68	\$79,666.28	(1.85 %)
Total Current Liabilities	\$1,006,465.25	\$1,008,062.77	(0.16 %)
Total Liabilities	\$1,006,465.25	\$1,008,062.77	(0.16 %)
Equity			
Community Development Disbursement			
Community Development Disbursement	8,298,578.12	8,298,578.12	0.00 %
Opening balance equity			
Opening balance equity	0.00	0.00	
Retained Earnings			
Retained Earnings	1,170,298.07	1,170,298.07	0.00 %
Unrestricted Operations Fund			
Unrestricted Operations Fund	2,878,900.88	2,878,900.88	0.00 %
Net Income			
Net Income	(225,174.75)	(184,640.88)	(21.95 %)
Total Equity	\$12,122,602.32	\$12,163,136.19	(0.33 %)
TOTAL LIABILITIES AND EQUITY	\$13,129,067.57	\$13,171,198.96	(0.32 %)

Fallbrook Regional Health District

Report #2 - Profit and Loss & Fiscal YTD

August 2024

	TOTAL	
	AUG 2024	JUL - AUG, 2024 (YTD)
Income		
Property Tax Revenue	20,877.91	66,739.85
Rental Income	680.00	1,360.00
Wellness Center Income - Event/Space Rental		300.00
Total Income	\$21,557.91	\$68,399.85
GROSS PROFIT	\$21,557.91	\$68,399.85
Expenses		
Advertising & Promotions	1,176.79	2,027.67
Auto Expenses	199.70	662.20
Community Health Contracts		
Boys & Girls Club of North County		31,832.39
D'Vine Path		12,750.00
Fallbrook Food Pantry		21,250.00
Fallbrook Senior Citizens		12,500.00
Foundation for Senior Care		24,862.50
Michelle's Place Cancer Ctr		3,541.66
Palomar Family Counseling		12,207.00
Reins Therapeutic Horsemanship Program		6,250.00
San Diego Children's Discovery Museum		5,000.00
Vista Community Clinic		10,000.00
Voices for Children		3,750.00
Total Community Health Contracts		143,943.55
District Direct Care Services		
Health Services & Clinics	9,630.00	24,076.66
Total District Direct Care Services	9,630.00	24,076.66
Dues & Subscriptions	140.53	8,884.07
Education & Conferences	6,293.78	16,452.04
Equipment Lease	1,592.55	3,185.10
General Insurance	381.16	762.32
IT Services	600.00	1,200.00
Legal & Accounting services		
Accounting	3,500.00	7,000.00
Independent Audit		11,000.00
Legal	(2,002.50)	(2,002.50)
Total Legal & Accounting services	1,497.50	15,997.50
Medical Records Expense		12,109.35
Meeting Expenses	139.80	380.44

Fallbrook Regional Health District

Report #2 - Profit and Loss & Fiscal YTD

August 2024

	TOTAL	
	AUG 2024	JUL - AUG, 2024 (YTD)
Office Expenses		
General Office Expenses	194.97	409.80
Maintenance & Repairs	8,707.96	14,884.69
Office Equipment & Fixtures		895.99
Office Supplies	813.94	1,413.67
Postage & Shipping	150.00	349.12
Software & Website	536.70	3,470.63
Total Office Expenses	10,403.57	21,423.90
Payroll Expenses		
Board Stipends	992.25	2,756.25
Employee Benefits	9,164.08	19,025.43
Payroll Processing Fees	276.39	552.78
Payroll Taxes	4,857.94	9,824.57
Salaries	62,653.12	125,895.03
Simple IRA Match	1,844.42	3,688.84
Workers Compensation	2,979.28	5,958.56
Total Payroll Expenses	82,767.48	167,701.46
Utilities		
Cell Phones	350.00	700.00
General Utilities	2,091.04	8,067.42
Internet/Telephone	1,220.99	2,886.45
Total Utilities	3,662.03	11,653.87
Total Expenses	\$118,484.89	\$430,460.13
NET OPERATING INCOME	\$ (96,926.98)	\$ (362,060.28)
Other Income		
Interest/Dividend Income	26,695.97	71,538.08
Other Income		1,080.90
Unrealized Gain/Loss CalTrust - Medium Term	35,181.56	75,235.39
Total Other Income	\$61,877.53	\$147,854.37
Other Expenses		
Depreciation Expense		
Depreciation Expense - Brandon Road	1,480.92	2,961.84
Depreciation Expense - Mission Road	4,003.50	8,007.00
Total Depreciation Expense	5,484.42	10,968.84
Total Other Expenses	\$5,484.42	\$10,968.84
NET OTHER INCOME	\$56,393.11	\$136,885.53
NET INCOME	\$ (40,533.87)	\$ (225,174.75)

Fallbrook Regional Health District
Budget vs. Actuals: Budget FY 24-25 - FY25 P&L Classes
 July - August, 2024

	Administrative			
	Actual	Budget	over Budget	% of Budget
Income				
Property Tax Revenue	66,739.85	56,096.94	10,642.91	118.97%
Rental Income	1,360.00	1,818.00	(458.00)	74.81%
Total Income	\$ 68,099.85	\$ 57,914.94	\$ 10,184.91	117.59%
Gross Profit	\$ 68,099.85	\$ 57,914.94	\$ 10,184.91	117.59%
Expenses				
Advertising & Promotions	1,151.79	450.00	701.79	255.95%
Auto Expenses	346.03	428.00	(81.97)	80.85%
Community Health Contracts			0.00	
Boys & Girls Club of North County	31,832.39	31,832.39	0.00	100.00%
D'Vine Path	12,750.00	12,750.00	0.00	100.00%
Fallbrook Food Pantry	21,250.00	41,250.00	(20,000.00)	51.52%
Fallbrook Senior Citizens	12,500.00	12,500.00	0.00	100.00%
Foundation for Senior Care	24,862.50	24,862.50	0.00	100.00%
NC Fire JPA (Ambulance)		100,000.00	(100,000.00)	0.00%
Palomar Family Counseling	12,207.00	12,207.00	0.00	100.00%
Reins Therapeutic Horsemanship Program	6,250.00	6,250.00	0.00	100.00%
San Diego Children's Discovery Museum	5,000.00	5,000.00	0.00	100.00%
Vista Community Clinic	10,000.00	10,000.00	0.00	100.00%
Voices for Children	3,750.00	3,750.00	0.00	100.00%
Total Community Health Contracts	\$ 140,401.89	\$ 260,401.89	\$ (120,000.00)	53.92%
District Direct Care Services			0.00	
District Sponsored Events		500.00	(500.00)	0.00%
Total District Direct Care Services	\$ -	\$ 500.00	\$ (500.00)	0.00%
Dues & Subscriptions	8,884.07	8,695.33	188.74	102.17%
Education & Conferences	7,678.04	6,179.77	1,498.27	124.24%
Equipment Lease	1,592.56	1,660.00	(67.44)	95.94%
General Election		0.00	0.00	
General Insurance	381.16	3,062.00	(2,680.84)	12.45%
IT Services	600.00	700.00	(100.00)	85.71%
Legal & Accounting services			0.00	
Accounting	7,000.00	7,000.00	0.00	100.00%
Independent Audit	11,000.00	8,000.00	3,000.00	137.50%
Legal	(2,002.50)	3,000.00	(5,002.50)	-66.75%
Total Legal & Accounting services	\$ 15,997.50	\$ 18,000.00	\$ (2,002.50)	88.88%
Medical Records Expense	12,109.35	9,967.65	2,141.70	121.49%
Meeting Expenses	355.88	140.42	215.46	253.44%
Office Expenses			0.00	
General Office Expenses	177.42	2,173.12	(1,995.70)	8.16%
Maintenance & Repairs	9,746.31	29,250.00	(19,503.69)	33.32%

Office Supplies	554.10	475.00	79.10	116.65%
Postage & Shipping	349.12	160.00	189.12	218.20%
Software & Website	2,078.63	756.74	1,321.89	274.68%
Total Office Expenses	\$ 12,905.58	\$ 32,814.86	\$ (19,909.28)	39.33%
Payroll Expenses			0.00	
Board Stipends	2,756.25	7,500.00	(4,743.75)	36.75%
Employee Benefits	9,167.53	14,570.00	(5,402.47)	62.92%
Payroll Processing Fees	552.78	288.00	264.78	191.94%
Payroll Taxes	6,482.80	6,067.72	415.08	106.84%
Salaries	81,865.40	75,846.40	6,019.00	107.94%
Simple IRA Match	2,395.48	2,275.40	120.08	105.28%
Workers Compensation	2,979.28	462.00	2,517.28	644.87%
Total Payroll Expenses	\$ 106,199.52	\$ 107,009.52	\$ (810.00)	99.24%
Property Management Fees		400.00	(400.00)	0.00%
Utilities			0.00	
Cell Phones	400.00	400.00	0.00	100.00%
General Utilities	2,668.15	2,951.21	(283.06)	90.41%
Internet/Telephone	1,439.56	1,030.00	409.56	139.76%
Total Utilities	\$ 4,507.71	\$ 4,381.21	\$ 126.50	102.89%
Total Expenses	\$ 313,111.08	\$ 454,790.65	\$ (141,679.57)	68.85%
Net Operating Income	\$ (245,011.23)	\$ (396,875.71)	\$ 151,864.48	61.74%
Other Income				
Interest/Dividend Income	71,538.08	19,241.87	52,296.21	371.78%
Total Other Income	\$ 71,538.08	\$ 19,241.87	\$ 52,296.21	371.78%
Net Other Income	\$ 71,538.08	\$ 19,241.87	\$ 52,296.21	371.78%
Net Income	\$ (173,473.15)	\$ (377,633.84)	\$ 204,160.69	45.94%

Tuesday, Sep 24, 2024 02:27:28 PM GMT-7 - Accrual Basis

Fallbrook Regional Health District
Budget vs. Actuals: Budget FY 24-25 - FY25 P&L Classes
 July - August, 2024

	Wellness Center			
	Actual	Budget	over Budget	% of Budget
Income				
Program Fees		0.00	0.00	
Wellness Center Income - Event/Space Rental	300.00	250.00	50.00	120.00%
Total Income	\$ 300.00	\$ 250.00	\$ 50.00	120.00%
Gross Profit	\$ 300.00	\$ 250.00	\$ 50.00	120.00%
Expenses				
Advertising & Promotions	875.88	1,666.66	(790.78)	52.55%
Auto Expenses	316.17	130.00	186.17	243.21%
District Direct Care Services			0.00	
District Sponsored Events		0.00	0.00	
Health Services & Clinics	24,076.66	31,356.66	(7,280.00)	76.78%
Total District Direct Care Services	\$ 24,076.66	\$ 31,356.66	\$ (7,280.00)	76.78%
Dues & Subscriptions		190.00	(190.00)	0.00%
Education & Conferences	8,774.00	14,400.00	(5,626.00)	60.93%
Equipment Lease	1,592.54	1,594.00	(1.46)	99.91%
General Insurance	381.16	3,000.00	(2,618.84)	12.71%
IT Services	600.00	700.00	(100.00)	85.71%
Legal & Accounting services			0.00	
Legal		4,500.00	(4,500.00)	0.00%
Total Legal & Accounting services	\$ -	\$ 4,500.00	\$ (4,500.00)	0.00%
Meeting Expenses	24.56	100.00	(75.44)	24.56%
Office Expenses			0.00	
General Office Expenses	232.38	12,800.00	(12,567.62)	1.82%
Maintenance & Repairs	5,138.38	11,000.00	(5,861.62)	46.71%
Office Equipment & Fixtures		5,000.00	(5,000.00)	0.00%
Office Supplies	859.57	1,000.00	(140.43)	85.96%
Postage & Shipping		50.00	(50.00)	0.00%
Software & Website	1,392.00	642.16	749.84	216.77%
Total Office Expenses	\$ 7,622.33	\$ 30,492.16	\$ (22,869.83)	25.00%
Payroll Expenses			0.00	
Employee Benefits	9,857.90	11,656.00	(1,798.10)	84.57%
Payroll Processing Fees		240.00	(240.00)	0.00%
Payroll Taxes	3,341.77	3,438.00	(96.23)	97.20%
Salaries	44,029.63	42,974.94	1,054.69	102.45%
Simple IRA Match	1,293.36	1,294.00	(0.64)	99.95%
Workers Compensation	2,979.28	378.00	2,601.28	788.17%
Total Payroll Expenses	\$ 61,501.94	\$ 59,980.94	\$ 1,521.00	102.54%
Utilities			0.00	
Cell Phones	300.00	300.00	0.00	100.00%
General Utilities	5,399.27	4,055.24	1,344.03	133.14%

Internet/Telephone	1,446.89	1,029.66	417.23	140.52%
Total Utilities	\$ 7,146.16	\$ 5,384.90	\$ 1,761.26	132.71%
Total Expenses	\$ 112,911.40	\$ 153,495.32	\$ (40,583.92)	73.56%
Net Operating Income	\$ (112,611.40)	\$ (153,245.32)	\$ 40,633.92	73.48%
Net Income	\$ (112,611.40)	\$ (153,245.32)	\$ 40,633.92	73.48%

Tuesday, Sep 24, 2024 02:29:43 PM GMT-7 - Accrual Basis

California State Treasurer *Fiona Ma, CPA*



Local Agency Investment Fund
P.O. Box 942809
Sacramento, CA 94209-0001
(916) 653-3001

September 10, 2024

[LAIF Home](#)
[PMIA Average Monthly Yields](#)

FALLBROOK REGIONAL HEALTH DISTRICT

DISTRICT ADMINISTRATOR
138 SOUTH BRANDON ROAD
FALLBROOK, CA 92028

[Tran Type Definitions](#)



Account Number: XXXXXXXXXX

August 2024 Statement

Account Summary

Total Deposit:	0.00	Beginning Balance:	1,353,729.25
Total Withdrawal:	0.00	Ending Balance:	1,353,729.25



CalTRUST
 PO Box 2709
 Granite Bay, CA 95746
 www.caltrust.org
 Email: admin@caltrust.org
 Fax: 402-963-9094
 Phone: 833-CALTRUST (225-8787)

Investment Account Summary

08/01/2024 through 08/31/2024

SUMMARY OF INVESTMENTS

Fund	Account Number	Total Shares Owned	Net Asset Value per Share on Aug 31 (\$)	Value on Aug 31 (\$)	Average Cost Amount (\$)	Cumulative Change in Value (\$)
FALLBROOK REGIONAL HEALTH DISTRICT						
CalTRUST Medium Term Fund	[REDACTED]	504,323.124	9.89	4,987,755.70	5,049,229.43	(61,473.73)
CalTRUST Liquidity Fund	[REDACTED]	1,043,166.610	1.00	1,043,166.61	1,043,166.61	0.00
Portfolios Total value as of 08/31/2024				6,030,922.31		

DETAIL OF TRANSACTION ACTIVITY

Activity Description	Activity Date	Amount (\$)	Amount in Shares	Balance in Shares	Price per Share (\$)	Balance (\$)	Average Cost Amt (\$)	Realized Gain/(Loss) (\$)
CalTRUST Medium Term Fund		FALLBROOK REGIONAL HEALTH DISTRICT			Account Number: [REDACTED]			
Beginning Balance	08/01/2024			502,593.655	9.82	4,935,469.69		
Accrual Income Div Reinvestment	08/30/2024	17,104.45	1,729.469	504,323.124	9.89	4,987,755.70	0.00	0.00
Change in Value						35,181.56		
Closing Balance as of	Aug 31			504,323.124	9.89	4,987,755.70		
CalTRUST Liquidity Fund		FALLBROOK REGIONAL HEALTH DISTRICT			Account Number: [REDACTED]			
Beginning Balance	08/01/2024			1,038,416.250	1.00	1,038,416.25		
Accrual Income Div Reinvestment	08/30/2024	4,750.36	4,750.360	1,043,166.610	1.00	1,043,166.61	0.00	0.00
Change in Value						0.00		
Closing Balance as of	Aug 31			1,043,166.610	1.00	1,043,166.61		

Please note that this information should not be construed as tax advice and it is recommended that you consult with a tax professional regarding your account.



Summary Statement

August 31, 2024

Page 1 of 3

Investor ID: [REDACTED]

0000078-0000324 PDF 687163

Fallbrook Regional Health District
138 South Brandon Road
Fallbrook, CA 92028

California CLASS

California CLASS

Average Monthly Yield: 5.4075%

		Beginning Balance	Contributions	Withdrawals	Income Earned	Income Earned YTD	Average Daily Balance	Month End Balance
[REDACTED]	FRHD_CLASS_Prime	1,056,973.03	0.00	0.00	4,841.16	37,618.02	1,057,285.36	1,061,814.19
TOTAL		1,056,973.03	0.00	0.00	4,841.16	37,618.02	1,057,285.36	1,061,814.19



Account Statement

August 31, 2024

Page 2 of 3

Account Number: [REDACTED]

FRHD_CLASS_Prime

Account Summary

Average Monthly Yield: 5.4075%

	Beginning Balance	Contributions	Withdrawals	Income Earned	Income Earned YTD	Average Daily Balance	Month End Balance
California CLASS	1,056,973.03	0.00	0.00	4,841.16	37,618.02	1,057,285.36	1,061,814.19

Transaction Activity

Transaction Date	Transaction Description	Contributions	Withdrawals	Balance	Transaction Number
08/01/2024	Beginning Balance			1,056,973.03	
08/31/2024	Income Dividend Reinvestment	4,841.16			
08/31/2024	Ending Balance			1,061,814.19	



California CLASS

California CLASS

Date	Dividend Rate	Daily Yield
08/01/2024	0.000148625	5.4391%
08/02/2024	0.000444450	5.4223%
08/03/2024	0.000000000	5.4223%
08/04/2024	0.000000000	5.4223%
08/05/2024	0.000148076	5.4196%
08/06/2024	0.000147560	5.4007%
08/07/2024	0.000147737	5.4072%
08/08/2024	0.000147635	5.4035%
08/09/2024	0.000443301	5.4083%
08/10/2024	0.000000000	5.4083%
08/11/2024	0.000000000	5.4083%
08/12/2024	0.000147885	5.4126%
08/13/2024	0.000147864	5.4118%
08/14/2024	0.000147863	5.4118%
08/15/2024	0.000147738	5.4072%
08/16/2024	0.000443610	5.4120%
08/17/2024	0.000000000	5.4120%
08/18/2024	0.000000000	5.4120%
08/19/2024	0.000147418	5.3955%
08/20/2024	0.000147406	5.3951%
08/21/2024	0.000147372	5.3938%
08/22/2024	0.000147213	5.3880%
08/23/2024	0.000441900	5.3912%
08/24/2024	0.000000000	5.3912%
08/25/2024	0.000000000	5.3912%
08/26/2024	0.000147594	5.4019%
08/27/2024	0.000147791	5.4092%
08/28/2024	0.000147944	5.4148%
08/29/2024	0.000147949	5.4119%
08/30/2024	0.000295278	5.4036%
08/31/2024	0.000000000	5.4036%

Performance results are shown net of all fees and expenses and reflect the reinvestment of dividends and other earnings. Many factors affect performance including changes in market conditions and interest rates and in response to other economic, political, or financial developments. Investment involves risk including the possible loss of principal. No assurance can be given that the performance objectives of a given strategy will be achieved. **Past performance is no guarantee of future results. Any financial and/or investment decision may incur losses.**

LOCAL AGENCY INVESTMENT FUND (LAIF)

Through the Pooled Money Investment Account (PMIA), the State Treasurer invests taxpayers' money to manage the State's cash flow and strengthen the financial security of local governmental entities. PMIA policy sets as primary investment objectives safety, liquidity and yield.

As of August 31, 2024, the District's balance was \$1,353,729.25. This represents 16.03% of the District's investment portfolio. The Average Monthly Effective Yield for the month of August, 2024 was 4.579%. In August, 2024, the District reported \$0.00 in quarterly earnings.

CalTRUST

The CalTRUST Board works closely with the investment manager, State Street Global Advisors, to ensure that public dollars are managed securely and efficiently and are in full compliance with California Law. The primary objective is to safeguard the preservation of principal.

The District is invested in two CalTRUST Funds: Medium Term Fund and Liquidity Fund. As of August, 2024, the District's closing Net Asset Value was \$6,030,922.31. This represents 71.40% of the District's investment portfolio.

In August, 2024, the District earned \$21,854.81 in dividend income and reported \$35,181.56 in unrealized gains. The One Year Yield on the Medium-Term Fund was 4.08% and the One Year Yield on the Liquidity Fund was 5.6%.

California CLASS

The California Cooperative Liquid Assets Securities System (California CLASS) is a pooled investment option that invests in high-quality, short-to-medium-term securities that prioritizes principal preservation. The California CLASS management has appointed Public Trust Advisors, LLC to serve as the Investment Advisor and Administrator. As of August, 2024, the District's balance was \$1,061,814.19. This represents 12.57% of the District's investment portfolio. In August, 2024, the District reported \$4,841.16 in earnings. The 30-day average yield was 5.4075%.

The investments of the District are in compliance with the District's 2023-2024 Investment Policy. The balances in the District's investment accounts give the District the ability to meet its expenditure requirements for the next eighteen (18) months.

Fallbrook Regional Health District

Report #7 - Check Detail

August 2024

DATE	TRANSACTION TYPE	NUM	AMOUNT	SPLIT
24 Hour Elevator Inc.				
08/13/2024	Bill Payment (Check)	14404	(260.78)	Banc of California - Checking
08/01/2024	Bill	172121	260.78	Office Expenses:Maintenance & Repairs
Active Power Solutions				
08/13/2024	Bill Payment (Check)	14405	(225.00)	Banc of California - Checking
08/12/2024	Bill	1094	225.00	Office Expenses:Maintenance & Repairs
Amazon Capital Services				
08/13/2024	Bill Payment (Check)	14406	(94.80)	Banc of California - Checking
08/07/2024	Bill	1TVQ-NGXG-1PTM	94.80	Office Expenses:Office Supplies
08/20/2024	Bill Payment (Check)	14413	(268.09)	Banc of California - Checking
08/14/2024	Bill	1HV3-L7XG-7MVP	198.42	Office Expenses:Office Supplies
08/14/2024	Bill	19FV-D4C7-7Q6P	69.67	Office Expenses:Office Supplies
08/27/2024	Bill Payment (Check)	14426	(244.03)	Banc of California - Checking
08/22/2024	Bill	1JCT-CNL7-7XXQ	31.65	Office Expenses:Office Supplies
08/24/2024	Bill	11CR-GWRR-RM3N	212.38	Office Expenses:Office Supplies
Best Best & Krieger LLP				
08/20/2024	Bill Payment (Check)	14414	(997.50)	Banc of California - Checking
08/15/2024	Bill	1003688	997.50	Legal & Accounting services:Legal
CalPERS				
08/20/2024	Bill Payment (Check)	14415	(8,687.84)	Banc of California - Checking
08/14/2024	Bill	ID 1559595490	8,687.84	-Split-
Culligan of Escondido				
08/06/2024	Bill Payment (Check)	14385	(63.28)	Banc of California - Checking
07/31/2024	Bill	1095191	63.28	Office Expenses:General Office Expenses
Culligan of San Diego				
08/27/2024	Bill Payment (Check)	14427	(68.70)	Banc of California - Checking
07/31/2024	Bill	1428184	68.70	Office Expenses:General Office Expenses
Darren Key				
08/20/2024	Bill Payment (Check)	14416	(75.00)	Banc of California - Checking
08/13/2024	Bill	08132024	75.00	Office Expenses:Maintenance & Repairs
Fallbrook Chamber of Commerce				
08/13/2024	Bill Payment (Check)	14407	(25.00)	Banc of California - Checking
08/07/2024	Bill	2024-28	25.00	Advertising & Promotions
Fallbrook Land Conservancy				
08/20/2024	Bill Payment (Check)	14417	(750.00)	Banc of California - Checking
08/13/2024	Bill	Agreement 2024-3	750.00	District Direct Care Services:Health Services & Clinics

Fallbrook Regional Health District

Report #7 - Check Detail

August 2024

DATE	TRANSACTION TYPE	NUM	AMOUNT	SPLIT
Fallbrook Printing Corporation				
08/20/2024	Bill Payment (Check)	14418	(113.14)	Banc of California - Checking
08/09/2024	Bill	25703	113.14	Office Expenses:General Office Expenses
Fallbrook Rooter & Drain Service				
08/20/2024	Bill Payment (Check)	14419	(267.73)	Banc of California - Checking
08/15/2024	Bill	24182	267.73	Office Expenses:Maintenance & Repairs
Fallbrook Waste & Recycling - E. Mission				
08/06/2024	Bill Payment (Check)	14386	(295.03)	Banc of California - Checking
07/31/2024	Bill	20-T3 452088	295.03	Utilities:General Utilities
Fallbrook Waste & Recycling - S. Brandon				
08/06/2024	Bill Payment (Check)	14387	(96.50)	Banc of California - Checking
08/01/2024	Bill	20-T1 441078	96.50	Utilities:General Utilities
Fowler Pest Control, Inc.				
08/06/2024	Bill Payment (Check)	14388	(176.00)	Banc of California - Checking
07/01/2024	Bill	264633	88.00	Office Expenses:Maintenance & Repairs
08/05/2024	Bill	267139	88.00	Office Expenses:Maintenance & Repairs
08/13/2024	Bill Payment (Check)	14408	(158.00)	Banc of California - Checking
08/13/2024	Bill	267584	158.00	Office Expenses:Maintenance & Repairs
FPUD - 7720-001				
08/27/2024	Bill Payment (Check)	14428	(378.50)	Banc of California - Checking
08/22/2024	Bill	007720-001	378.50	Utilities:General Utilities
FPUD - 7720-002 - E. Mission Rd.				
08/27/2024	Bill Payment (Check)	14429	(52.09)	Banc of California - Checking
08/22/2024	Bill	007720-002	52.09	Utilities:General Utilities
FPUD - 7720-003 - E. Mission Rd.				
08/27/2024	Bill Payment (Check)	14430	(438.44)	Banc of California - Checking
08/22/2024	Bill	007720-003	438.44	Utilities:General Utilities
FPUD - 7721-000				
08/27/2024	Bill Payment (Check)	14431	(52.09)	Banc of California - Checking
08/22/2024	Bill	007721-000	52.09	Utilities:General Utilities
Jasmine Thomas				
08/06/2024	Bill Payment (Check)	14389	(14.74)	Banc of California - Checking
07/31/2024	Bill	Reimbursement	14.74	Auto Expenses

Fallbrook Regional Health District

Report #7 - Check Detail

August 2024

DATE	TRANSACTION TYPE	NUM	AMOUNT	SPLIT
Juana Diaz				
08/06/2024	Bill Payment (Check)	14390	(180.00)	Banc of California - Checking
07/31/2024	Bill	379478	180.00	Office Expenses:Maintenance & Repairs
08/13/2024	Bill Payment (Check)	14409	(180.00)	Banc of California - Checking
08/07/2024	Bill	379479	180.00	Office Expenses:Maintenance & Repairs
08/20/2024	Bill Payment (Check)	14420	(180.00)	Banc of California - Checking
08/14/2024	Bill	379480	180.00	Office Expenses:Maintenance & Repairs
08/27/2024	Bill Payment (Check)	14432	(180.00)	Banc of California - Checking
08/21/2024	Bill	379481	180.00	Office Expenses:Maintenance & Repairs
Judith Oswald				
08/06/2024	Bill Payment (Check)	14391	(190.28)	Banc of California - Checking
07/31/2024	Bill	Reimbursement	190.28	Auto Expenses
Katia Elizondo Marquez				
08/13/2024	Bill Payment (Check)	14410	(39.33)	Banc of California - Checking
07/31/2024	Bill	07312024 - Reimburse	39.33	Auto Expenses
Knight Security & Fire Systems				
08/06/2024	Bill Payment (Check)	14392	(44.00)	Banc of California - Checking
08/01/2024	Bill	197068	44.00	Office Expenses:Maintenance & Repairs
Konica Minolta				
08/06/2024	Bill Payment (Check)	14393	(1,592.55)	Banc of California - Checking
08/05/2024	Bill	45319846	1,592.55	-Split-
Kuhlman Scott Architecture				
08/20/2024	Bill Payment (Check)	14421	(6,000.00)	Banc of California - Checking
08/05/2024	Bill	1735	6,000.00	E. Mission Road:E. Mission Road - Improvements
LDC Always Green Landscape				
08/13/2024	Bill Payment (Check)	14411	(1,440.00)	Banc of California - Checking
07/31/2024	Bill	1484	1,080.00	Office Expenses:Maintenance & Repairs
07/31/2024	Bill	1485	360.00	Office Expenses:Maintenance & Repairs
Legacy Endowment				
08/06/2024	Bill Payment (Check)	14394	(500.00)	Banc of California - Checking
08/02/2024	Bill	08062024 Gift	500.00	-Split-
Leslie Salmon				
08/20/2024	Bill Payment (Check)	14422	(843.75)	Banc of California - Checking
07/31/2024	Bill	004	843.75	District Direct Care Services:Health Services & Clinics
Michelle's Place Cancer Resource Center				
08/20/2024	Bill Payment (Check)	14423	(3,541.66)	Banc of California - Checking

Fallbrook Regional Health District

Report #7 - Check Detail

August 2024

DATE	TRANSACTION TYPE	NUM	AMOUNT	SPLIT
07/31/2024	Bill	Agreement #2024-1	3,541.66	District Direct Care Services:Health Services & Clinics
Palomar Family Counseling Service Inc.				
08/20/2024	Bill Payment (Check)	14424	(4,680.00)	Banc of California - Checking
07/31/2024	Bill	13024	4,680.00	District Direct Care Services:Health Services & Clinics
Pitney Bowes - Lease				
08/27/2024	Bill Payment (Check)	14433	(77.29)	Banc of California - Checking
09/01/2024	Bill		77.29	Equipment Lease
Pitney Bowes - Purchase Power				
08/06/2024	Bill Payment (Check)	14395	(150.00)	Banc of California - Checking
08/02/2024	Bill	8000-9090-0976-9550	150.00	Office Expenses:Postage & Shipping
SDG&E - 5971 - E. Mission				
08/06/2024	Bill Payment (Check)	14396	(2,088.24)	Banc of California - Checking
07/26/2024	Bill	E. Mission	2,088.24	Utilities:General Utilities
SDG&E - 6994 - Brandon				
08/06/2024	Bill Payment (Check)	14397	(1,015.55)	Banc of California - Checking
07/29/2024	Bill	Brandon Road	1,015.55	Utilities:General Utilities
SDRMA				
08/27/2024	Bill Payment (Check)	14458	(697.27)	Banc of California - Checking
07/01/2024	Bill	H45461	697.27	-Split-
08/27/2024	Bill Payment (Check)	14459	(697.27)	Banc of California - Checking
07/05/2024	Bill	H46092	697.27	-Split-
08/27/2024	Bill Payment (Check)	14460	(697.27)	Banc of California - Checking
08/05/2024	Bill	H46244	697.27	-Split-
Springston Design LLC				
08/06/2024	Bill Payment (Check)	14398	(600.00)	Banc of California - Checking
08/01/2024	Bill	INV - 0126	600.00	-Split-
Susan Woodward				
08/06/2024	Bill Payment (Check)	14399	(1,500.00)	Banc of California - Checking
07/31/2024	Bill	07312024	1,500.00	Legal & Accounting services:Accounting
T-Mobile				
08/06/2024	Bill Payment (Check)	14400	(79.88)	Banc of California - Checking
07/31/2024	Bill		79.88	-Split-
Uline				
08/06/2024	Bill Payment (Check)	14401	(107.40)	Banc of California - Checking

Fallbrook Regional Health District

Report #7 - Check Detail

August 2024

DATE	TRANSACTION TYPE	NUM	AMOUNT	SPLIT
08/01/2024	Bill	181349614	107.40	Office Expenses:Office Supplies
UMPQUA Bank				
08/06/2024	Bill Payment (Check)	14402	(521.76)	Banc of California - Checking
07/31/2024	Bill	07312024	521.76	-Split-

**Account Summary**




Billing Cycle		08/30/2024
Days In Billing Cycle		30
Previous Balance		\$521.76
Purchases	+	\$276.77
Cash	+	\$0.00
Balance Transfers	+	\$0.00
Special	+	\$0.00
Credits	-	\$0.00
Payments	-	\$521.76-
Other Charges	+	\$0.00
Finance Charges	+	\$0.00

NEW BALANCE **\$276.77**

Credit Summary

Total Credit Line	\$12,000.00
Available Credit Line	\$11,723.23
Available Cash	\$0.00
Amount Over Credit Line	\$0.00
Amount Past Due	\$0.00
Disputed Amount	\$0.00

Account Inquiries

-  Call us at: (866) 777-9013
Lost or Stolen Card: (866) 839-3485
-  Go to www.umpquabank.com
-  Write us at PO BOX 35142 - LB1181, SEATTLE, WA 98124-5142

Payment Summary

NEW BALANCE	\$276.77
MINIMUM PAYMENT	\$276.77
PAYMENT DUE DATE	09/25/2024

NOTE: Grace period to avoid a finance charge on purchases, pay entire new balance by payment due date. Finance charge accrues on cash advances until paid and will be billed on your next statement.

Corporate Activity

Trans Date	Post Date	Reference Number	Transaction Description	Amount
08/12	08/12	0000000LBX2408120427013	PAYMENT - THANK YOU	\$521.76-

Cardholder Account Summary

RACHEL MASON #### #### #### 2600	Payments & Other Credits \$0.00	Purchases & Other Charges \$276.77	Cash Advances \$0.00	Total Activity \$276.77
-------------------------------------	---------------------------------------	--	-------------------------	----------------------------

Cardholder Account Detail

Trans Date	Post Date	Plan Name	Reference Number	Description	Amount
08/06	08/06	PPLN01	24011344219000031994334	ZOOM.US 888-799-9666 WWW.ZOOM.US CA	\$276.77

PLEASE DETACH COUPON AND RETURN PAYMENT USING THE ENCLOSED ENVELOPE - ALLOW UP TO 7 DAYS FOR RECEIPT

UMPQUA BANK
 PO BOX 35142 - LB1181
 SEATTLE WA 98124-5142



Account Number
 #### #### #### 7117

Check box to indicate
 name/address change
 on back of this coupon

AMOUNT OF PAYMENT ENCLOSED

Closing Date	New Balance	Total Minimum Payment Due	Payment Due Date
08/30/24	\$276.77	\$276.77	09/25/24

\$



BL ACCT 00002840-20000001
 FALLBROOK REG HEALTH DIST
 138 SOUTH BRANDON ROAD
 FALLBROOK CA 92028

MAKE CHECK PAYABLE TO:

UMPQUA BANK COMMERCIAL CARD OPS
 PO BOX 35142 - LB1181
 SEATTLE WA 98124-5142

Finance Charge Summary / Plan Level Information									
Plan Name	Plan Description	FCM ¹	Average Daily Balance	Periodic Rate *	Corresponding APR	Finance Charges	Effective APR Fees **	Effective APR	Ending Balance
Purchases									
PPLN01 001	PURCHASE	E	\$0.00	0.06008%(D)	21.9900%	\$0.00	\$0.00	0.0000%	\$276.77
Cash									
CPLN01 001	CASH	A	\$0.00	0.06554%(D)	23.9900%	\$0.00	\$0.00	0.0000%	\$0.00
* Periodic Rate (M)=Monthly (D)=Daily							Days In Billing Cycle: 30		
** includes cash advance and foreign currency fees							APR = Annual Percentage Rate		
¹ FCM = Finance Charge Method									
(V) = Variable Rate If you have a variable rate account the periodic rate and Annual Percentage Rate (APR) may vary.									



ACCOUNTS PAYABLE

Account Number: XXXX XXXX XXXX 0944

ACCOUNT SUMMARY table with rows for Credit Limit, Credit Available, Statement Closing Date, Days in Billing Cycle, Previous Balance, Payments & Credits, Purchases & Other Charges, Cash Advances, Finance Charges, and New Balance.

PAYMENT INFORMATION table with rows for New Balance, Minimum Payment Due, and Payment Due Date.

Notice: SEE REVERSE SIDE FOR MORE IMPORTANT INFORMATION

TRANSACTIONS

TRANSACTIONS table with columns: Tran Date, Post Date, Reference Number, Transaction Description, Amount. Includes entries for JUDITH OSWALD and JASMINE THOMAS.

Transactions continued on next page

Please detach bottom portion and submit with payment using enclosed envelope



Cardmember Services
PO BOX 332509
Murfreesboro TN 37133

Payment Information

Account Number: XXXX XXXX XXXX 0944
Payment Due Date: September 25, 2024
New Balance: \$3,619.41
Minimum Payment Due: \$3,619.41
Past Due Amount: \$0.00

Make Check Payable to:

Amount Enclosed: \$ []

ACCOUNTS PAYABLE
FALLBROOK REGIONAL HD
138 S BRANDON RD
FALLBROOK CA 92028-2205



Cardmember Services
PO BOX 306005
Nashville TN 37230-6005



ACCOUNTS PAYABLE

Account Number: XXXX XXXX XXXX 0944

TRANSACTIONS (continued)

Tran Date	Post Date	Reference Number	Transaction Description	Amount
		RACHEL MASON-RUNNELLS	TOTAL XXXXXXXXXXXX 6849	\$1,624.05
08/01	08/01	5543286K6618E4748	SQ *THE COAL BUNKER FALLBROOK CA	49.78
08/01	08/01	8230509K60008WR16	SD CHAPTER OF CSDA CHULA VISTA CA	50.00
08/02	08/02	5543286K861X6AVVW	SOUTHWES 5262545674502 800-435-9792 TX HEYMING/BIANCA MEMORY	203.95
		09/25/24 1	SAN DIEGO SACRAMENTO	
		09/27/24 2	SACRAMENTO SAN DIEGO	
08/02	08/02	5543286K861X6AVX3	SOUTHWES 5262545674503 800-435-9792 TX THOMAS/JASMINE LATRESE	203.95
		09/25/24 1	SAN DIEGO SACRAMENTO	
		09/27/24 2	SACRAMENTO SAN DIEGO	
08/02	08/02	5530959K80K9KYX14	SAN DIEGO UNION TRIB-S IRVINE CA	1.00
08/05	08/05	5542135KBJ820AF95	CALIFORNIA SPECIAL DIS SACRAMENTO CA	660.00
08/05	08/05	8230509KA000NHW6A	SD CHAPTER OF CSDA CHULA VISTA CA	80.00
08/20	08/20	5550629KS1WBJQ867	BACKDRAFT BAR AND GRIL BONSALL CA	40.48
08/22	08/22	8270477KVQKELS3QN	EDCO AWARDS AND SPECIA FT LAUDERDALE FL	189.38
08/23	08/23	8271116KW0005SXBZ	VOICEOFSDIEGO.ORG SAN DIEGO CA	10.53
08/27	08/27	7541823L061DXMMN3	EIG*CONSTANTCONTACT.CO WALTHAM MA	110.00
08/28	08/28	5270487L219ZLBRTG	BASKIN #332047 FALLBROOK CA	24.98
		THERESA GERACITANO	TOTAL XXXXXXXXXXXX 9242	\$745.05
08/02	08/02	5543286K861X6AW06	SOUTHWES 5262545743915 800-435-9792 TX GERACITANO/THERESA MARIE	213.96
		09/25/24 1	SAN DIEGO SACRAMENTO	
		09/29/24 2	SACRAMENTO SAN DIEGO	
08/12	08/12	5550080KJ1M2K1LNF	FALLBROOK ACE HARDWARE FALLBROOK CA	5.38
08/15	08/15	5543286KL5W0Y1YJN	WWW COSTCO COM 800-955-2292 WA	89.93
08/16	08/16	7536943KN4VZZMJ6J	PALA MESA RESORT-RESTA FALLBROOK CA	24.56
08/17	08/17	5543286KN5WVMWWPF	RENAISSANCE HOTELS PAL INDIAN WELLS CA	247.54
		CHECK-IN 09/09/24	FOLIO #11405	
08/30	08/30	5550629L3254NXF8E	AED SUPERSTORE WOODRUFF WI	163.68

INTEREST CHARGE CALCULATION

Your Annual Percentage Rate (APR) is the annual interest rate on your account

Type of Balance	ANNUAL PERCENTAGE RATE (APR)	Expiration Date	Balance Subject to Interest Rate	Days in Billing Cycle	Interest Charge
Purchases	23.99% (v)	-	\$0.00	31	\$0.00
Cash Advances	21.00% (f)	-	\$0.00	31	\$0.00

(v) = variable (f) = fixed