



AGENDA

FINANCE COMMITTEE

Wednesday, November 6, 2024, at 10:00 A.M.
138 S. Brandon Rd., Fallbrook, CA 92028

In accordance with California Government Code Section 54953 teleconferencing will be used for this meeting. Board members, staff and members of the public will be able to participate by webinar by using the following link:

<https://us02web.zoom.us/j/89407825917?pwd=8yZpA3dluHvRKXsCdawzpfQgnTFuQE.1>

Meeting ID: 894 0782 5917 Passcode: 363414. Participants will need to download the Zoom app on their mobile device. Members of the public will also be able to participate by telephone using the following dial in information: Dial #1.669.900.6833

*All meetings are hybrid unless otherwise noted.

1. Call to Order/Roll Call

2. Public Comments - Announcement

Members of the public may address the Board regarding any item listed on the Agenda at the time the item is being considered. Members of the public attending in-person need to fill-out a "Request to Speak" card and those attending by webinar need to raise their hand at this time and identify the Agenda item they would like to speak on. The Board has a policy limiting any speaker to not more than five minutes.

3. Review of Financial Statements for September 2024

Report 1 – Balance Sheet of **September 2024**

Report 2 – Income Statement for the Month Ended **September 2024 & Fiscal Year to Date**

Report 3 – Profit & Loss Actual vs YTD Budget – **September 2024**

Report 4 – Local Agency Investment Fund (LAIF) Statement **September 2024**

Report 5 – CalTrust Statement – **September 2024**

Report 6 – California CLASS Statement- **September 2024**

FRHD Compliance Report

Report 7 - Check Detail Report as of **September 2024**

Report 8 – VISA Credit Card Statement – **September 2024**

Report 9 – Community Development Disbursement as of **September 2024**

4. Discussion Items-

- a. Forward from Facilities Committee: Vivify Painting Quote for Brandon Building
- b. Transfer \$150,000 from the Five Star support account to the Banc of California Operating Account.

5. Board Member Comments and Future Agenda Item-

Next Finance Committee Meeting Wednesday, December 4, 2024, at 10:00 am.

6. Adjournment-

I certify that on November 1, 2024, I posted a copy of the foregoing agenda near the regular meeting place of the Board of Directors of Fallbrook Regional Health District, said time being at least 24 hours in advance of the meeting. The American with Disabilities Act provides that no qualified individual with a disability shall be excluded from participation in or denied the benefits of District business. If you need assistance to participate in this meeting, please contact the Board Clerk at the District office 24 hours prior to the meeting on 760-731-9187.

A handwritten signature in blue ink, appearing to read "August Wilbi", written in a cursive style.

Executive Assistant/Board Clerk

Fallbrook Regional Health District

Report #1 - Balance Sheet Comparison

As of September 30, 2024

	TOTAL		
	AS OF SEP 30, 2024	AS OF AUG 31, 2024 (PP)	% CHANGE
ASSETS			
Current Assets			
Bank Accounts			
Banc of California - Checking	289,577.96	169,561.95	70.78 %
Five Star Bank Account	442,412.46	592,412.46	(25.32 %)
Petty Cash	138.47	138.47	0.00 %
Total Bank Accounts	\$732,128.89	\$762,112.88	(3.93 %)
Other Current Assets			
Interest Receivable - LAIF	0.00	0.00	
Loan Receivable - FRHD Foundation	25,000.00	25,000.00	0.00 %
Prepaid Insurance	26,512.89	29,873.33	(11.25 %)
Reimbursement Receivable - CDD	(195.06)	(195.06)	0.00 %
Tax Apportionment Receivable	47,160.71	20,877.91	125.89 %
Total Other Current Assets	\$98,478.54	\$75,556.18	30.34 %
Total Current Assets	\$830,607.43	\$837,669.06	(0.84 %)
Fixed Assets			
Accumulated Depreciation - All Buildings	(317,130.40)	(312,537.40)	(1.47 %)
Construction in Progress	1,331,258.92	1,331,258.92	0.00 %
E. Mission Road	1,441,539.86	1,441,539.86	0.00 %
E. Mission Road - Improvements	(239,975.21)	(420,843.23)	42.98 %
E. Mission Road - Land	360,629.00	360,629.00	0.00 %
Total E. Mission Road	1,562,193.65	1,381,325.63	13.09 %
Equipment	85,471.17	85,471.17	0.00 %
Equipment - Depreciation	(67,212.30)	(66,320.88)	(1.34 %)
S. Brandon Road	161,578.00	161,578.00	0.00 %
S. Brandon Road - Improvements	233,355.76	233,355.76	0.00 %
S. Brandon Road - Land	129,662.00	129,662.00	0.00 %
Total S. Brandon Road	524,595.76	524,595.76	0.00 %
Total Fixed Assets	\$3,119,176.80	\$2,943,793.20	5.96 %
Other Assets			
California Class	1,066,390.27	1,061,814.19	0.43 %
CalTrust - Liquidity Fund	1,047,663.64	1,043,166.61	0.43 %
CalTrust - Medium Term Fund	5,030,607.74	4,987,755.70	0.86 %
LAIF	1,108,729.25	1,353,729.25	(18.10 %)
Note Receivable - East Alvarado Street	0.00	0.00	
Total Other Assets	\$8,253,390.90	\$8,446,465.75	(2.29 %)
TOTAL ASSETS	\$12,203,175.13	\$12,227,928.01	(0.20 %)
LIABILITIES AND EQUITY			
Liabilities			
Current Liabilities			
Accounts Payable			
Accounts Payable (A/P)	38,803.72	26,691.39	45.38 %

	TOTAL		
	AS OF SEP 30, 2024	AS OF AUG 31, 2024 (PP)	% CHANGE
Total Accounts Payable	\$38,803.72	\$26,691.39	45.38 %
Credit Cards			
Five Star Bank - CC	0.00	0.00	
Umpqua Bank - Credit Card	0.00	0.00	
Total Credit Cards	\$0.00	\$0.00	0.00%
Other Current Liabilities			
Payroll - Tax Payable	9,788.25	9,453.57	3.54 %
Payroll - Vacation & Sick Payable	44,791.60	40,207.61	11.40 %
Payroll - Wages Payable	23,559.51	22,576.96	4.35 %
Refundable Deposits - Rental Security	480.00	480.00	0.00 %
Simple IRA Plan - Payable	3,907.56	5,473.54	(28.61 %)
Total Other Current Liabilities	\$82,526.92	\$78,191.68	5.54 %
Total Current Liabilities	\$121,330.64	\$104,883.07	15.68 %
Total Liabilities	\$121,330.64	\$104,883.07	15.68 %
Equity			
Community Development Disbursement	8,447,859.14	8,447,859.14	0.00 %
Opening balance equity	0.00	0.00	
Retained Earnings	686,186.70	686,186.70	0.00 %
Unrestricted Operations Fund	2,878,900.88	2,878,900.88	0.00 %
Net Income	68,897.77	110,098.22	(37.42 %)
Total Equity	\$12,081,844.49	\$12,123,044.94	(0.34 %)
TOTAL LIABILITIES AND EQUITY	\$12,203,175.13	\$12,227,928.01	(0.20 %)

Fallbrook Regional Health District

Report #2 - Profit and Loss & Fiscal YTD

September 2024

	TOTAL	
	SEP 2024	JUL - SEP, 2024 (YTD)
Income		
Property Tax Revenue	47,160.71	113,900.56
Rental Income	1,080.00	2,440.00
Wellness Center Income - Event/Space Rental		300.00
Total Income	\$48,240.71	\$116,640.56
GROSS PROFIT	\$48,240.71	\$116,640.56
Expenses		
Advertising & Promotions	666.07	2,693.74
Auto Expenses	355.29	1,017.49
Community Health Contracts		
Boys & Girls Club of North County		31,832.39
D'Vine Path		12,750.00
Fallbrook Food Pantry		21,250.00
Fallbrook Senior Citizens		12,500.00
Foundation for Senior Care		24,862.50
Michelle's Place Cancer Ctr	3,541.66	7,083.32
Palomar Family Counseling		12,207.00
Reins Therapeutic Horsemanship Program		6,250.00
San Diego Children's Discovery Museum		5,000.00
Vista Community Clinic		10,000.00
Voices for Children		3,750.00
Total Community Health Contracts	3,541.66	147,485.21
District Direct Care Services		
Health Services & Clinics	10,773.75	34,850.41
Total District Direct Care Services	10,773.75	34,850.41
Dues & Subscriptions	70.00	8,954.07
Education & Conferences	9,394.77	25,657.43
Equipment Lease	1,669.84	4,854.94
General Insurance	381.16	1,143.48
IT Services	600.00	1,800.00
Legal & Accounting services		
Accounting	3,500.00	10,500.00
Independent Audit		11,000.00
Legal		(2,002.50)
Total Legal & Accounting services	3,500.00	19,497.50
Medical Records Expense	2,711.26	14,820.61
Meeting Expenses		380.44
Office Expenses		
General Office Expenses	400.82	1,000.00
Maintenance & Repairs	7,895.10	22,779.79

Fallbrook Regional Health District

Report #2 - Profit and Loss & Fiscal YTD

September 2024

	TOTAL	
	SEP 2024	JUL - SEP, 2024 (YTD)
Office Equipment & Fixtures		895.99
Office Supplies	257.15	1,670.82
Postage & Shipping	29.04	378.16
Software & Website	873.26	4,343.89
Total Office Expenses	9,455.37	31,068.65
Payroll Expenses		
Board Stipends	1,764.00	4,520.25
Employee Benefits	9,861.35	28,886.78
Payroll Processing Fees	272.44	825.22
Payroll Taxes	4,873.96	14,698.53
Salaries	62,030.31	187,925.34
Simple IRA Match	1,844.42	3,688.84
Vacation & Sick Leave	4,583.99	4,583.99
Workers Compensation	3,227.28	9,185.84
Total Payroll Expenses	88,457.75	254,314.79
Utilities		
Cell Phones	350.00	1,050.00
General Utilities	3,931.99	11,999.41
Internet/Telephone	1,867.40	4,753.85
Total Utilities	6,149.39	17,803.26
Total Expenses	\$137,726.31	\$566,342.02
NET OPERATING INCOME	\$ (89,485.60)	\$ (449,701.46)
Other Income		
Interest/Dividend Income	26,709.00	81,829.11
Other Income		1,080.90
Unrealized Gain/Loss - LAIF		4,987.03
Unrealized Gain/Loss CalTrust - Medium Term	25,216.15	100,451.54
Total Other Income	\$51,925.15	\$188,348.58
Other Expenses		
Community Development Disbursements Expense		(344,859.49)
Depreciation Expense		
Depreciation Expense - Brandon Road	1,480.92	4,442.76
Depreciation Expense - Mission Road	4,003.50	12,010.50
Total Depreciation Expense	5,484.42	16,453.26
Total Other Expenses	\$5,484.42	\$ (328,406.23)
NET OTHER INCOME	\$46,440.73	\$516,754.81
NET INCOME	\$ (43,044.87)	\$67,053.35

Fallbrook Regional Health District
Budget vs. Actuals: Budget FY 24-25 - FY25 P&L Classes
 July - September, 2024

	Administrative			
	Actual	Budget	over Budget	% of Budget
Income				
Property Tax Revenue	113,900.56	95,183.40	18,717.16	119.66%
Rental Income	2,040.00	2,727.00	(687.00)	74.81%
Total Income	\$ 115,940.56	\$ 97,910.40	\$ 18,030.16	118.41%
Gross Profit	\$ 115,940.56	\$ 97,910.40	\$ 18,030.16	118.41%
Expenses				
Advertising & Promotions	1,602.82	550.00	1,052.82	291.42%
Auto Expenses	552.51	603.45	(50.94)	91.56%
Community Health Contracts			0.00	
Bonsall/Fallbrook Little League		5,000.00	(5,000.00)	0.00%
Boys & Girls Club No County - Fitness Grant		5,000.00	(5,000.00)	0.00%
Boys & Girls Club of North County	31,832.39	31,832.39	0.00	100.00%
Boys Warriors Soccer Booster, Inc.		5,000.00	(5,000.00)	0.00%
D'Vine Path	12,750.00	12,750.00	0.00	100.00%
Fallbrook Band Boosters		5,000.00	(5,000.00)	0.00%
Fallbrook Food Pantry	21,250.00	21,250.00	0.00	100.00%
Fallbrook Senior Citizens	12,500.00	12,500.00	0.00	100.00%
Foundation for Senior Care	24,862.50	24,862.50	0.00	100.00%
NC Fire JPA (Ambulance)		100,000.00	(100,000.00)	0.00%
Palomar Family Counseling	12,207.00	12,207.00	0.00	100.00%
Reins Therapeutic Horsemanship Program	6,250.00	6,250.00	0.00	100.00%
San Diego Children's Discovery Museum	5,000.00	5,000.00	0.00	100.00%
Vista Community Clinic	10,000.00	10,000.00	0.00	100.00%
Voices for Children	3,750.00	3,750.00	0.00	100.00%
Total Community Health Contracts	\$ 140,401.89	\$ 260,401.89	\$ (120,000.00)	53.92%
District Direct Care Services			0.00	
District Sponsored Events		500.00	(500.00)	0.00%
Total District Direct Care Services	\$ -	\$ 500.00	\$ (500.00)	0.00%
Dues & Subscriptions	8,954.07	9,470.21	(516.14)	94.55%
Education & Conferences	14,861.76	9,857.58	5,004.18	150.76%
Equipment Lease	2,466.13	2,490.00	(23.87)	99.04%
General Election		0.00	0.00	
General Insurance	571.74	4,593.00	(4,021.26)	12.45%
IT Services	900.00	1,050.00	(150.00)	85.71%
Legal & Accounting services			0.00	
Accounting	10,500.00	10,500.00	0.00	100.00%
Independent Audit	11,000.00	8,000.00	3,000.00	137.50%
Legal	(2,002.50)	4,500.00	(6,502.50)	-44.50%
Total Legal & Accounting services	\$ 19,497.50	\$ 23,000.00	\$ (3,502.50)	84.77%

Medical Records Expense	14,820.61	12,475.22	2,345.39	118.80%
Meeting Expenses	355.88	179.76	176.12	197.98%
Office Expenses			0.00	
General Office Expenses	623.96	2,677.85	(2,053.89)	23.30%
Maintenance & Repairs	14,850.54	30,750.00	(15,899.46)	48.29%
Office Supplies	699.21	825.00	(125.79)	84.75%
Postage & Shipping	378.16	185.00	193.16	204.41%
Software & Website	2,876.02	1,701.61	1,174.41	169.02%
Total Office Expenses	\$ 19,427.89	\$ 36,139.46	\$ (16,711.57)	53.76%
Payroll Expenses			0.00	
Board Stipends	4,520.25	11,250.00	(6,729.75)	40.18%
Employee Benefits	12,999.65	21,855.00	(8,855.35)	59.48%
Payroll Processing Fees	825.22	432.00	393.22	191.02%
Payroll Taxes	9,711.07	9,101.58	609.49	106.70%
Salaries	122,210.31	113,769.60	8,440.71	107.42%
Simple IRA Match	2,395.48	3,413.10	(1,017.62)	70.18%
Workers Compensation	4,716.92	693.00	4,023.92	680.65%
Total Payroll Expenses	\$ 157,378.90	\$ 160,514.28	\$ (3,135.38)	98.05%
Property Management Fees		600.00	(600.00)	0.00%
Utilities			0.00	
Cell Phones	600.00	600.00	0.00	100.00%
General Utilities	4,119.03	4,426.15	(307.12)	93.06%
Internet/Telephone	2,140.83	1,545.00	595.83	138.57%
Total Utilities	\$ 6,859.86	\$ 6,571.15	\$ 288.71	104.39%
Total Expenses	\$ 388,651.56	\$ 528,996.00	\$ (140,344.44)	73.47%
Net Operating Income	\$ (272,711.00)	\$ (431,085.60)	\$ 158,374.60	63.26%
Other Income				
Interest/Dividend Income	81,829.11	29,286.37	52,542.74	279.41%
Total Other Income	\$ 81,829.11	\$ 29,286.37	\$ 52,542.74	279.41%
Net Other Income	\$ 81,829.11	\$ 29,286.37	\$ 52,542.74	279.41%
Net Income	\$ (190,881.89)	\$ (401,799.23)	\$ 210,917.34	47.51%

Thursday, Oct 31, 2024 11:22:28 AM GMT-7 - Accrual Basis

Fallbrook Regional Health District
Budget vs. Actuals: Budget FY 24-25 - FY25 P&L Classes
 July - September, 2024

	Wellness Center			
	Actual	Budget	over Budget	% of Budget
Income				
Program Fees		0.00	0.00	
Wellness Center Income - Event/Space Rental	300.00	250.00	50.00	120.00%
Total Income	\$ 300.00	\$ 250.00	\$ 50.00	120.00%
Gross Profit	\$ 300.00	\$ 250.00	\$ 50.00	120.00%
Expenses				
Advertising & Promotions	1,090.92	2,499.99	(1,409.07)	43.64%
Auto Expenses	464.98	195.00	269.98	238.45%
District Direct Care Services			0.00	
District Sponsored Events		0.00	0.00	
Health Services & Clinics	34,850.41	44,784.99	(9,934.58)	77.82%
Total District Direct Care Services	\$ 34,850.41	\$ 44,784.99	\$ (9,934.58)	77.82%
Dues & Subscriptions		285.00	(285.00)	0.00%
Education & Conferences	10,795.67	21,900.00	(11,104.33)	49.30%
Equipment Lease	2,388.81	2,391.00	(2.19)	99.91%
General Insurance	571.74	4,500.00	(3,928.26)	12.71%
IT Services	900.00	1,050.00	(150.00)	85.71%
Legal & Accounting services			0.00	
Legal		6,500.00	(6,500.00)	0.00%
Total Legal & Accounting services	\$ -	\$ 6,500.00	\$ (6,500.00)	0.00%
Meeting Expenses	24.56	150.00	(125.44)	16.37%
Office Expenses			0.00	
General Office Expenses	376.04	12,950.00	(12,573.96)	2.90%
Maintenance & Repairs	7,929.25	16,500.00	(8,570.75)	48.06%
Office Equipment & Fixtures		5,000.00	(5,000.00)	0.00%
Office Supplies	971.61	1,500.00	(528.39)	64.77%
Postage & Shipping		50.00	(50.00)	0.00%
Software & Website	1,467.87	963.24	504.63	152.39%
Total Office Expenses	\$ 10,744.77	\$ 36,963.24	\$ (26,218.47)	29.07%
Payroll Expenses			0.00	
Employee Benefits	15,887.13	17,484.00	(1,596.87)	90.87%
Payroll Processing Fees		360.00	(360.00)	0.00%
Payroll Taxes	4,987.46	5,157.00	(169.54)	96.71%
Salaries	65,715.03	64,462.41	1,252.62	101.94%
Simple IRA Match	1,293.36	1,941.00	(647.64)	66.63%
Workers Compensation	4,468.92	567.00	3,901.92	788.17%
Total Payroll Expenses	\$ 92,351.90	\$ 89,971.41	\$ 2,380.49	102.65%
Utilities			0.00	
Cell Phones	450.00	450.00	0.00	100.00%
General Utilities	7,880.38	5,734.47	2,145.91	137.42%

Internet/Telephone	2,613.02	1,544.49	1,068.53	169.18%
Total Utilities	\$ 10,943.40	\$ 7,728.96	\$ 3,214.44	141.59%
Total Expenses	\$ 165,127.16	\$ 218,919.59	\$ (53,792.43)	75.43%
Net Operating Income	\$ (164,827.16)	\$ (218,669.59)	\$ 53,842.43	75.38%
Net Income	\$ (164,827.16)	\$ (218,669.59)	\$ 53,842.43	75.38%

Tuesday, Oct 29, 2024 01:38:57 PM GMT-7 - Accrual Basis

California State Treasurer *Fiona Ma, CPA*



Local Agency Investment Fund
P.O. Box 942809
Sacramento, CA 94209-0001
(916) 653-3001

October 07, 2024

[LAIF Home](#)
[PMIA Average Monthly Yields](#)

FALLBROOK REGIONAL HEALTH DISTRICT

DISTRICT ADMINISTRATOR
138 SOUTH BRANDON ROAD
FALLBROOK, CA 92028

[Tran Type Definitions](#)



Account Number: XXXXXXXXXX

September 2024 Statement

Effective Date	Transaction Date	Tran Type	Confirm Number	Web Confirm Number	Authorized Caller	Amount
9/4/2024	9/3/2024	RW	1759100	N/A	JENNIFER JEFFRIES	-245,000.00

Account Summary

Total Deposit:	0.00	Beginning Balance:	1,353,729.25
Total Withdrawal:	-245,000.00	Ending Balance:	1,108,729.25



CaITRUST
 PO Box 2709
 Granite Bay, CA 95746
 www.caltrust.org
 Email: admin@caltrust.org
 Fax: 402-963-9094
 Phone: 833-CALTRUST (225-8787)

Investment Account Summary

09/01/2024 through 09/30/2024

SUMMARY OF INVESTMENTS

Fund	Account Number	Total Shares Owned	Net Asset Value per Share on Sep 30 (\$)	Value on Sep 30 (\$)	Average Cost Amount (\$)	Cumulative Change in Value (\$)
FALLBROOK REGIONAL HEALTH DISTRICT						
CalTRUST Medium Term Fund	[REDACTED]	506,097.358	9.94	5,030,607.74	5,066,865.32	(36,257.58)
CalTRUST Liquidity Fund	[REDACTED]	1,047,663.640	1.00	1,047,663.64	1,047,663.64	0.00
Portfolios Total value as of 09/30/2024				6,078,271.38		

DETAIL OF TRANSACTION ACTIVITY

Activity Description	Activity Date	Amount (\$)	Amount in Shares	Balance in Shares	Price per Share (\$)	Balance (\$)	Average Cost Amt (\$)	Realized Gain/(Loss) (\$)
		FALLBROOK REGIONAL HEALTH DISTRICT			Account Number: [REDACTED]			
CalTRUST Medium Term Fund								
Beginning Balance	09/01/2024			504,323.124	9.89	4,987,755.70		
Accrual Income Div Reinvestment	09/30/2024	17,635.89	1,774.234	506,097.358	9.94	5,030,607.74	0.00	0.00
Change in Value						25,216.15		
Closing Balance as of	Sep 30			506,097.358	9.94	5,030,607.74		
		FALLBROOK REGIONAL HEALTH DISTRICT			Account Number: [REDACTED]			
CalTRUST Liquidity Fund								
Beginning Balance	09/01/2024			1,043,166.610	1.00	1,043,166.61		
Accrual Income Div Reinvestment	09/30/2024	4,497.03	4,497.030	1,047,663.640	1.00	1,047,663.64	0.00	0.00
Change in Value						0.00		
Closing Balance as of	Sep 30			1,047,663.640	1.00	1,047,663.64		

Please note that this information should not be construed as tax advice and it is recommended that you consult with a tax professional regarding your account.



Summary Statement

September 30, 2024

Page 1 of 3

Investor ID: [REDACTED]

0000078-0000324 PDF 697362

Fallbrook Regional Health District
138 South Brandon Road
Fallbrook, CA 92028

California CLASS

California CLASS

Average Monthly Yield: 5.2597%

		Beginning Balance	Contributions	Withdrawals	Income Earned	Income Earned YTD	Average Daily Balance	Month End Balance
[REDACTED]	FRHD_CLASS_Prime	1,061,814.19	0.00	0.00	4,576.08	42,194.10	1,061,966.73	1,066,390.27
TOTAL		1,061,814.19	0.00	0.00	4,576.08	42,194.10	1,061,966.73	1,066,390.27



Account Statement

September 30, 2024

Page 2 of 3

Account Number: [REDACTED]

FRHD_CLASS_Prime

Account Summary

Average Monthly Yield: 5.2597%

	Beginning Balance	Contributions	Withdrawals	Income Earned	Income Earned YTD	Average Daily Balance	Month End Balance
California CLASS	1,061,814.19	0.00	0.00	4,576.08	42,194.10	1,061,966.73	1,066,390.27

Transaction Activity

Transaction Date	Transaction Description	Contributions	Withdrawals	Balance	Transaction Number
09/01/2024	Beginning Balance			1,061,814.19	
09/30/2024	Income Dividend Reinvestment	4,576.08			
09/30/2024	Ending Balance			1,066,390.27	



California CLASS

California CLASS

Date	Dividend Rate	Daily Yield
09/01/2024	0.00000000	5.4035%
09/02/2024	0.00000000	5.4035%
09/03/2024	0.000146793	5.3787%
09/04/2024	0.000147382	5.3942%
09/05/2024	0.000147628	5.4032%
09/06/2024	0.000442686	5.4008%
09/07/2024	0.00000000	5.4008%
09/08/2024	0.00000000	5.4008%
09/09/2024	0.000147346	5.3929%
09/10/2024	0.000147355	5.3932%
09/11/2024	0.000147286	5.3907%
09/12/2024	0.000146932	5.3777%
09/13/2024	0.000440367	5.3725%
09/14/2024	0.00000000	5.3725%
09/15/2024	0.00000000	5.3725%
09/16/2024	0.000147118	5.3845%
09/17/2024	0.000147765	5.4082%
09/18/2024	0.000147687	5.4053%
09/19/2024	0.000144865	5.3021%
09/20/2024	0.000414282	5.0543%
09/21/2024	0.00000000	5.0543%
09/22/2024	0.00000000	5.0543%
09/23/2024	0.000137865	5.0459%
09/24/2024	0.000137691	5.0395%
09/25/2024	0.000137589	5.0357%
09/26/2024	0.000137358	5.0273%
09/27/2024	0.000412029	5.0267%
09/28/2024	0.00000000	5.0267%
09/29/2024	0.00000000	5.0267%
09/30/2024	0.000137730	5.0409%

Performance results are shown net of all fees and expenses and reflect the reinvestment of dividends and other earnings. Many factors affect performance including changes in market conditions and interest rates and in response to other economic, political, or financial developments. Investment involves risk including the possible loss of principal. No assurance can be given that the performance objectives of a given strategy will be achieved. **Past performance is no guarantee of future results. Any financial and/or investment decision may incur losses.**

LOCAL AGENCY INVESTMENT FUND (LAIF)

Through the Pooled Money Investment Account (PMIA), the State Treasurer invests taxpayers' money to manage the State's cash flow and strengthen the financial security of local governmental entities. PMIA policy sets as primary investment objectives safety, liquidity and yield.

As of September 30, 2024, the District's balance was \$1,108,729.25. This represents 13.43% of the District's investment portfolio. The Average Monthly Effective Yield for the month of September, 2024 was 4.575%. In September, 2024, the District reported \$0.00 in quarterly earnings.

CalTRUST

The CalTRUST Board works closely with the investment manager, State Street Global Advisors, to ensure that public dollars are managed securely and efficiently and are in full compliance with California Law. The primary objective is to safeguard the preservation of principal.

The District is invested in two CalTRUST Funds: Medium Term Fund and Liquidity Fund. As of September 30, 2024, the District's closing Net Asset Value was \$6,078,271.38. This represents 73.65% of the District's investment portfolio.

In September, 2024, the District earned \$22,132.92 in dividend income and reported \$25,216.15 in unrealized gains. The One Year Yield on the Medium-Term Fund was 4.11% and the One Year Yield on the Liquidity Fund was 5.58%.

California CLASS

The California Cooperative Liquid Assets Securities System (California CLASS) is a pooled investment option that invests in high-quality, short-to-medium-term securities that prioritizes principal preservation. The California CLASS management has appointed Public Trust Advisors, LLC to serve as the Investment Advisor and Administrator. As of September 30, 2024, the District's balance was \$1,066,390.27. This represents 12.92% of the District's investment portfolio. In September, 2024, the District reported \$4,576.08 in earnings. The 30-day average yield was 5.2597%.

The investments of the District are in compliance with the District's 2023-2024 Investment Policy. The balances in the District's investment accounts give the District the ability to meet its expenditure requirements for the next eighteen (18) months.

Fallbrook Regional Health District

Report #7 - Check Detail

September 2024

DATE	TRANSACTION TYPE	NUM	AMOUNT	SPLIT
24 Hour Elevator Inc.				
09/17/2024	Bill Payment (Check)	14463	(2,880.23)	Banc of California - Checking
09/11/2024	Bill	175138	2,619.45	Office Expenses:Maintenance & Repairs
09/01/2024	Bill	173978	260.78	Office Expenses:Maintenance & Repairs
ACHD				
09/24/2024	Bill Payment (Check)	14487	(3,700.00)	Banc of California - Checking
08/02/2024	Bill	411	2,775.00	-Split-
08/02/2024	Bill	427	925.00	Education & Conferences
Amazon Capital Services				
09/17/2024	Bill Payment (Check)	14464	(152.11)	Banc of California - Checking
09/15/2024	Bill	1Q1N-HYKX-QLCH	30.38	Office Expenses:Office Supplies
09/28/2024	Bill	19DR-J4M4-9DP4	112.04	Office Expenses:Office Supplies
08/28/2024	Bill	1VT9-NWWG-CQW1	9.69	Office Expenses:Office Supplies
Arch 5 Design				
09/17/2024	Bill Payment (Check)	14484	(2,500.00)	Banc of California - Checking
08/26/2024	Bill	754	2,500.00	E. Mission Road:E. Mission Road - Improvements
CalPERS				
09/24/2024	Bill Payment (Check)	14488	(8,687.84)	Banc of California - Checking
09/16/2024	Bill	Business Unit #1800	8,687.84	-Split-
Culligan of Escondido				
09/02/2024	Bill Payment (Check)	14435	(63.28)	Banc of California - Checking
09/01/2024	Bill		63.28	Office Expenses:General Office Expenses
Culligan of San Diego				
09/02/2024	Bill Payment (Check)	14436	(75.70)	Banc of California - Checking
09/01/2024	Bill		75.70	Office Expenses:General Office Expenses
Department of Industrial Relations				
09/17/2024	Bill Payment (Check)	14465	(675.00)	Banc of California - Checking
08/29/2024	Bill	S 2096197 SD	675.00	Office Expenses:Maintenance & Repairs
Fallbrook Chamber of Commerce				
09/17/2024	Bill Payment (Check)	14466	(10.00)	Banc of California - Checking
09/04/2024	Bill	2024-39	10.00	Advertising & Promotions
09/24/2024	Bill Payment (Check)	14489	(110.00)	Banc of California - Checking
09/17/2024	Bill	2024-42	35.00	Advertising & Promotions
09/17/2024	Bill	2024-43	75.00	Advertising & Promotions
Fallbrook Rooter & Drain Service				
09/17/2024	Bill Payment (Check)	14467	(1,830.00)	Banc of California - Checking

Fallbrook Regional Health District

Report #7 - Check Detail

September 2024

DATE	TRANSACTION TYPE	NUM	AMOUNT	SPLIT
08/28/2024	Bill	24010	1,830.00	Office Expenses:Maintenance & Repairs
Fallbrook Waste & Recycling - E. Mission				
09/02/2024	Bill Payment (Check)	14437	(295.03)	Banc of California - Checking
09/01/2024	Bill		295.03	Utilities:General Utilities
Fish Window Cleaning				
09/17/2024	Bill Payment (Check)	14468	(1,375.00)	Banc of California - Checking
08/28/2024	Bill	2887-23834	675.00	Office Expenses:Maintenance & Repairs
08/28/2024	Bill	2887-23835	700.00	Office Expenses:Maintenance & Repairs
Five Star Bank - CC				
09/17/2024	Bill Payment (Check)	14469	(3,619.41)	Banc of California - Checking
08/31/2024	Bill	08312024	3,619.41	-Split-
Howard Salmon - Reimburse				
09/17/2024	Bill Payment (Check)	14470	(1,282.78)	Banc of California - Checking
09/16/2024	Bill	09162024	1,282.78	Education & Conferences
Jan-Pro Commercial Cleaning				
09/02/2024	Bill Payment (Check)	14439	(920.00)	Banc of California - Checking
09/01/2024	Bill		920.00	Office Expenses:Maintenance & Repairs
09/17/2024	Bill Payment (Check)	14471	(920.00)	Banc of California - Checking
09/01/2024	Bill	120247	920.00	Office Expenses:Maintenance & Repairs
Jasmine Thomas				
09/17/2024	Bill Payment (Check)	14472	(38.39)	Banc of California - Checking
08/31/2024	Bill	08312024	38.39	Auto Expenses
Juana Diaz				
09/01/2024	Bill Payment (Check)	14455	(180.00)	Banc of California - Checking
09/01/2024	Bill	09012024	180.00	Office Expenses:Maintenance & Repairs
09/09/2024	Bill Payment (Check)	14456	(180.00)	Banc of California - Checking
09/08/2024	Bill	379483	180.00	Office Expenses:Maintenance & Repairs
09/16/2024	Bill Payment (Check)	14457	(180.00)	Banc of California - Checking
09/15/2024	Bill	379484	180.00	Office Expenses:Maintenance & Repairs
09/24/2024	Bill Payment (Check)	14490	(180.00)	Banc of California - Checking
09/18/2024	Bill	379485	180.00	Office Expenses:Maintenance & Repairs
KARN Engineering & Surveying				
09/17/2024	Bill Payment (Check)	14485	(400.00)	Banc of California - Checking
08/29/2024	Bill	7116	400.00	E. Mission Road:E. Mission Road - Improvements
Katia Elizondo Marquez				
09/17/2024	Bill Payment (Check)	14473	(88.84)	Banc of California - Checking

Fallbrook Regional Health District

Report #7 - Check Detail

September 2024

DATE	TRANSACTION TYPE	NUM	AMOUNT	SPLIT
08/31/2024	Bill	08312024	88.84	Auto Expenses
Knight Security & Fire Systems				
09/02/2024	Bill Payment (Check)	14441	(44.00)	Banc of California - Checking
09/01/2024	Bill		44.00	Office Expenses:Maintenance & Repairs
Konica Minolta				
09/02/2024	Bill Payment (Check)	14442	(1,592.55)	Banc of California - Checking
09/01/2024	Bill		1,592.55	-Split-
Kuhlman Scott Architecture				
09/17/2024	Bill Payment (Check)	14486	(6,032.52)	Banc of California - Checking
09/01/2024	Bill	1755	6,032.52	E. Mission Road:E. Mission Road - Improvements
LDC Always Green Landscape				
09/17/2024	Bill Payment (Check)	14474	(2,080.00)	Banc of California - Checking
08/31/2024	Bill	1526	730.00	Office Expenses:Maintenance & Repairs
08/31/2024	Bill	1525	1,350.00	Office Expenses:Maintenance & Repairs
Leslie Salmon				
09/02/2024	Bill Payment (Check)	14443	(1,181.25)	Banc of California - Checking
09/01/2024	Bill		1,181.25	District Direct Care Services:Health Services & Clinics
Michelle's Place Cancer Resource Center				
09/17/2024	Bill Payment (Check)	14475	(3,541.66)	Banc of California - Checking
09/15/2024	Bill		3,541.66	Community Health Contracts:Michelle's Place Cancer Ctr
Palomar Family Counseling Service Inc.				
09/17/2024	Bill Payment (Check)	14476	(4,680.00)	Banc of California - Checking
08/31/2024	Bill	13040	4,680.00	District Direct Care Services:Health Services & Clinics
Portero Services				
09/02/2024	Bill Payment (Check)	14445	(2,000.00)	Banc of California - Checking
08/31/2024	Bill		2,000.00	Legal & Accounting services:Accounting
Raquel Williams				
09/24/2024	Bill Payment (Check)	14491	(1,215.53)	Banc of California - Checking
09/19/2024	Bill	Exp Reimburse 9/19	29.04	Office Expenses:Postage & Shipping
09/19/2024	Bill	Exp Reimburse 9/19-2	96.60	Auto Expenses
09/24/2024	Bill	Exp Reimburse 9/24	1,089.89	Education & Conferences
Rotary Club of Fallbrook Village				
09/17/2024	Bill Payment (Check)	14477	(70.00)	Banc of California - Checking
09/14/2024	Bill	3177	70.00	Dues & Subscriptions

Fallbrook Regional Health District

Report #7 - Check Detail

September 2024

DATE	TRANSACTION TYPE	NUM	AMOUNT	SPLIT
Safe and Sound Security				
09/02/2024	Bill Payment (Check)	14446	(75.87)	Banc of California - Checking
09/01/2024	Bill		75.87	Office Expenses:Maintenance & Repairs
SDG&E - 6994 - Brandon				
09/17/2024	Bill Payment (Check)	14478	(1,073.42)	Banc of California - Checking
08/27/2024	Bill	08272024	1,073.42	Utilities:General Utilities
SDRMA				
09/24/2024	Bill Payment (Check)	14492	(697.27)	Banc of California - Checking
09/05/2024	Bill	H46396	697.27	-Split-
SitelogIQ				
09/24/2024	Bill Payment (Check)	14494	(164,138.62)	Banc of California - Checking
09/24/2024	Bill		164,138.62	E. Mission Road:E. Mission Road - Improvements
Spectrum - Mission				
09/17/2024	Bill Payment (Check)	14479	(518.68)	Banc of California - Checking
08/22/2024	Bill	60354082224	518.68	Utilities:Internet/Telephone
Spectrum Business-Brandon				
09/17/2024	Bill Payment (Check)	14480	(326.19)	Banc of California - Checking
08/21/2024	Bill	60321082124	326.19	Utilities:Internet/Telephone
Springston Design LLC				
09/02/2024	Bill Payment (Check)	14447	(600.00)	Banc of California - Checking
09/01/2024	Bill		600.00	-Split-
Superior Rain Gutters & Awning, Inc.				
09/24/2024	Bill Payment (Check)	14493	(350.00)	Banc of California - Checking
09/17/2024	Bill	9851	350.00	Office Expenses:Maintenance & Repairs
Susan Woodward				
09/02/2024	Bill Payment (Check)	14448	(1,500.00)	Banc of California - Checking
08/31/2024	Bill		1,500.00	Legal & Accounting services:Accounting
T-Mobile				
09/02/2024	Bill Payment (Check)	14449	(79.88)	Banc of California - Checking
09/01/2024	Bill		79.88	Utilities:Internet/Telephone
Theresa Geracitano-reimburse				
09/17/2024	Bill Payment (Check)	14481	(113.90)	Banc of California - Checking
09/17/2024	Bill	09172024	113.90	Auto Expenses

Fallbrook Regional Health District

Report #7 - Check Detail

September 2024

DATE	TRANSACTION TYPE	NUM	AMOUNT	SPLIT
Tracy Rosalee				
09/17/2024	Bill Payment (Check)	14482	(16.75)	Banc of California - Checking
09/10/2024	Bill	09102024	16.75	Auto Expenses
UMPQUA Bank				
09/17/2024	Bill Payment (Check)	14483	(276.77)	Banc of California - Checking
08/30/2024	Bill	08302024	276.77	Office Expenses:Software & Website

**Account Summary**




Billing Cycle		09/30/2024
Days In Billing Cycle		31
Previous Balance		\$276.77
Purchases	+	\$1,124.50
Cash	+	\$0.00
Balance Transfers	+	\$0.00
Special	+	\$0.00
Credits	-	\$0.00
Payments	-	\$276.77-
Other Charges	+	\$0.00
Finance Charges	+	\$0.00

NEW BALANCE **\$1,124.50**

Credit Summary

Total Credit Line	\$12,000.00
Available Credit Line	\$10,875.50
Available Cash	\$0.00
Amount Over Credit Line	\$0.00
Amount Past Due	\$0.00
Disputed Amount	\$0.00

Account Inquiries

-  Call us at: (866) 777-9013
Lost or Stolen Card: (866) 839-3485
-  Go to www.umpquabank.com
-  Write us at PO BOX 35142 - LB1181, SEATTLE, WA 98124-5142

Payment Summary

NEW BALANCE	\$1,124.50
MINIMUM PAYMENT	\$1,124.50
PAYMENT DUE DATE	10/25/2024

NOTE: Grace period to avoid a finance charge on purchases, pay entire new balance by payment due date. Finance charge accrues on cash advances until paid and will be billed on your next statement.

Corporate Activity

Trans Date	Post Date	Reference Number	Transaction Description	Amount
09/23	09/23	0000000LBX2409235546006	PAYMENT - THANK YOU	\$276.77-

Cardholder Account Summary

RACHEL MASON #### #### #### 2600	Payments & Other Credits \$0.00	Purchases & Other Charges \$399.62	Cash Advances \$0.00	Total Activity \$399.62
-------------------------------------	---------------------------------------	--	-------------------------	----------------------------

Cardholder Account Detail

Trans Date	Post Date	Plan Name	Reference Number	Description	Amount
09/26	09/29	PPLN01	24755424271262718105767	EMBASSY SUITES SCRMT 916-3265000 CA	\$284.62
09/27	09/29	PPLN01	24034544272006194763665	82518 - ALADDIN AIRPORT P SAN DIEGO CA	\$115.00

PLEASE DETACH COUPON AND RETURN PAYMENT USING THE ENCLOSED ENVELOPE - ALLOW UP TO 7 DAYS FOR RECEIPT

UMPQUA BANK
 PO BOX 35142 - LB1181
 SEATTLE WA 98124-5142



Account Number
 #### #### #### 7117

Check box to indicate name/address change on back of this coupon

AMOUNT OF PAYMENT ENCLOSED

Closing Date	New Balance	Total Minimum Payment Due	Payment Due Date
09/30/24	\$1,124.50	\$1,124.50	10/25/24

\$



BL ACCT 00002840-20000001
 FALLBROOK REG HEALTH DIST
 138 SOUTH BRANDON ROAD
 FALLBROOK CA 92028

MAKE CHECK PAYABLE TO:

UMPQUA BANK COMMERCIAL CARD OPS
 PO BOX 35142 - LB1181
 SEATTLE WA 98124-5142

Cardholder Account Summary				
THERESA GERACITANO ##### 9073	Payments & Other Credits \$0.00	Purchases & Other Charges \$724.88	Cash Advances \$0.00	Total Activity \$724.88

Cardholder Account Detail					
Trans Date	Post Date	Plan Name	Reference Number	Description	Amount
09/25	09/27	PPLN01	24692164270101623690035	TST*HIGH FLYING FOODS - San Diego CA	\$48.61
09/26	09/27	PPLN01	24445004270300586790091	SPO*BEAR&CROWNBRITISHPUB SACRAMENTO CA	\$107.03
09/27	09/29	PPLN01	24755424272282720247679	EMBASSY SUITES SCRMT SACRAMENTO CA	\$569.24

Finance Charge Summary / Plan Level Information									
Plan Name	Plan Description	FCM ¹	Average Daily Balance	Periodic Rate *	Corresponding APR	Finance Charges	Effective APR Fees **	Effective APR	Ending Balance
Purchases									
PPLN01 001	PURCHASE	E	\$0.00	0.06008%(D)	21.9900%	\$0.00	\$0.00	0.0000%	\$1,124.50
Cash									
CPLN01 001	CASH	A	\$0.00	0.06554%(D)	23.9900%	\$0.00	\$0.00	0.0000%	\$0.00
* Periodic Rate (M)=Monthly (D)=Daily							Days In Billing Cycle: 31		
** includes cash advance and foreign currency fees							APR = Annual Percentage Rate		
¹ FCM = Finance Charge Method									
(V) = Variable Rate If you have a variable rate account the periodic rate and Annual Percentage Rate (APR) may vary.									



ACCOUNTS PAYABLE

Account Number: XXXX XXXX XXXX 0944

ACCOUNT SUMMARY	
Credit Limit	\$15,000.00
Credit Available	\$7,443.00
Statement Closing Date	September 30, 2024
Days in Billing Cycle	30
Previous Balance	\$3,619.41
- Payments & Credits	\$3,766.95
+ Purchases & Other Charges	\$7,330.44
+ Cash Advances	\$0.00
+ Finance Charges	\$0.00
= New Balance	\$7,182.90
Questions?	Call Cardmember Services 1-855-401-4743
Or Write:	PO Box 332509 Murfreesboro, TN 37133-2509
Or visit:	MyApexCard.com

PAYMENT INFORMATION	
New Balance	\$7,182.90
Minimum Payment Due	\$7,182.90
Payment Due Date	October 25, 2024

Notice: SEE REVERSE SIDE FOR MORE IMPORTANT INFORMATION

TRANSACTIONS

Tran Date	Post Date	Reference Number	Transaction Description	Amount
			TOTAL XXXXXXXXXXXX 0944	\$3,619.41-
09/24	09/24	8559325LW00XV8YY9	PAYMENT - THANK YOU	3,619.41-
		JUDITH OSWALD	TOTAL XXXXXXXXXXXX 2307	\$4,631.75
09/02	09/02	5531020L71D39MDXB	ALASKA A 0272381253387 SEATTLE WA	35.00
			OSWALD/JUDITH	
		09/03/24 1	SAN DIEGO WASHINGTON	
09/03	09/03	5543687L850LH3YT9	SAN PEETS COFFEE T2E 4 SAN DIEGO CA	4.71
09/03	09/03	7536943L87TZ0S0WF	OLD EBBITT GRILL WASHINGTON DC	44.79
09/03	09/03	5754024L7LX2BMG9J	ADOBE *ADOBE 4085366000 CA	149.93
09/04	09/04	5542950L8LY1LWQRG	UBER *TRIP 8005928996 CA	50.69
09/05	09/05	0230537L9EHYETQR3	TST* LEYE - RPM ITALIA WASHINGTON DC	42.26
09/05	09/05	7270069LAS66EDJ1L	ELLA S WOOD FIRED KITC WASHINGTON DC	30.36
09/08	09/08	5542950LQML7EY8LB	UBER *TRIP 8005928996 CA	43.58
09/08	09/08	2230379LD01FK82TD	82518 - ALADDIN AIRPOR SAN DIEGO CA	138.00
09/08	09/08	5270487LD1G9R9W23	GRAND HYATT WASHINGTON WASHINGTON DC	1,513.15

Transactions continued on next page

Please detach bottom portion and submit with payment using enclosed envelope



Cardmember Services
PO BOX 332509
Murfreesboro TN 37133

Payment Information

Account Number:	XXXX XXXX XXXX 0944
Payment Due Date	October 25, 2024
New Balance	\$7,182.90
Minimum Payment Due	\$7,182.90
Past Due Amount	\$0.00

Make Check
Payable to:

Amount Enclosed: \$

ACCOUNTS PAYABLE
FALLBROOK REGIONAL HD
138 S BRANDON RD
FALLBROOK CA 92028-2205



Cardmember Services
PO BOX 306005
Nashville TN 37230-6005



553312031005094400718290007182901

ACCOUNTS PAYABLE

Account Number: XXXX XXXX XXXX 0944

TRANSACTIONS (continued)

Tran Date	Post Date	Reference Number	Transaction Description	Amount
		CHECK-IN 09/03/24	FOLIO #30233647	
09/10	09/10	5513158LE2ET5RJMB	MICROSOFT*365 MSBILL.INFO WA CREDIT	147.54-
09/13	09/13	7541823LH62N6ES9N	BAMBOOHR HRIS LINDON UT	676.00
09/14	09/14	5543286LJ62KY4HME	WWW COSTCO COM 800-955-2292 WA	103.94
09/25	09/25	2524780LY04JN65WF	COUNTY OF SAN DIEGO PL SAN DIEGO CA	1,946.88
		JASMINE THOMAS	TOTAL XXXXXXXXXXXX 8726 \$739.76	
09/09	09/09	5543286LD60XH6461	AMAZON MKTPL*ZT1GX1751 AMZN.COM/BILL WA	17.23
09/22	09/22	1230202LS00PWQ7KM	FACEBK *DC6MU8GH42 MENLO PARK CA	75.00
09/27	09/27	5543687M0879P18AJ	EMBASSY SUITES SCRMTNT SACRAMENTO CA	569.24
		CHECK-IN 09/25/24	FOLIO #1326266	
09/27	09/27	2230379M004Z21WMM	82518 - ALADDIN AIRPOR SAN DIEGO CA	69.00
09/30	09/30	1230202M2016T577X	FACEBK *P66DR9CH42 MENLO PARK CA	9.29
		RACHEL MASON-RUNNELLS	TOTAL XXXXXXXXXXXX 6849 \$1,062.80	
09/23	09/23	5554650LV2V9Z06H4	SMARTSIGN BROOKLYN NY	113.37
09/23	09/23	8271116LV000413YS	VOICEOFSANDIEGO.ORG SAN DIEGO CA	10.53
09/24	09/24	5543687LW7LLHSSKJ	EMBASSY BISTRO LOUNGE SACRAMENTO CA	48.24
09/24	09/24	5754024LWMKTW1QR7	UBER *TRIP 8005928996 CA	32.95
09/27	09/27	0543684LZ8PK8HOET	SPO*BEAR&CROWNBRITISHP SACRAMENTO CA	136.65
09/27	09/27	5543687M0879P18EY	EMBASSY SUITES SCRMTNT SACRAMENTO CA	569.24
		CHECK-IN 09/25/24	FOLIO #1331111	
09/27	09/27	5543687M0879P19NM	EMBASSY BISTRO LOUNGE SACRAMENTO CA	32.82
09/27	09/27	7541823LZ63M1LRAL	EIG*CONSTANTCONTACT.CO WALTHAM MA	119.00
		THERESA GERACITANO	TOTAL XXXXXXXXXXXX 9242 \$748.59	
09/01	09/01	5550629L627BK32KS	KAHOOTS FALLBROOK - 14 FALLBROOK CA	76.02
09/09	09/09	5543286LE61AYQKH3	RENAISSANCE HOTELS F/B INDIAN WELLS CA	18.32
		CHECK-IN 09/09/24	FOLIO #M25545	
09/12	09/12	5543286LH626EFFBQ	RENAISSANCE HOTELS F/B INDIAN WELLS CA	8.89
		CHECK-IN 09/12/24	FOLIO #M25838	
09/12	09/12	5543286LH626EFQ50	RENAISSANCE HOTELS PAL INDIAN WELLS CA	628.13
		CHECK-IN 09/09/24	FOLIO #11405	
09/19	09/19	8271116LR00048N6B	MADD POTTER FALLBRO FALLBROOK CA	17.23

INTEREST CHARGE CALCULATION

Your Annual Percentage Rate (APR) is the annual interest rate on your account

Type of Balance	ANNUAL PERCENTAGE RATE (APR)	Expiration Date	Balance Subject to Interest Rate	Days in Billing Cycle	Interest Charge
Purchases	23.99% (v)	-	\$0.00	30	\$0.00
Cash Advances	21.00% (f)	-	\$0.00	30	\$0.00

(v) = variable (f) = fixed

Fallbrook Regional Health District
Report #9 - Community Development Disbursements
 July - September, 2024

	Date	Num	Name	Memo/Description	Split	Amount
Wellness Center	07/08/2024	726	Arch 5 Design	CDD - SF Studios as-built measure	E. Mission Road:E. Mission Road - Improvements	1,800.00
	07/11/2024		County of San Diego Planning Services	CDD	E. Mission Road:E. Mission Road - Improvements	2,672.71
	07/11/2024		County of San Diego Planning Services	CDD	E. Mission Road:E. Mission Road - Improvements	2,667.48
	07/30/2024		SitelogIQ		E. Mission Road:E. Mission Road - Improvements	49,000.00
	08/26/2024	754	Arch 5 Design		E. Mission Road:E. Mission Road - Improvements	2,500.00
	08/29/2024	7116	KARN Engineering & Surveying		E. Mission Road:E. Mission Road - Improvements	400.00
	09/01/2024	1755	Kuhlman Scott Architecture		E. Mission Road:E. Mission Road - Improvements	6,032.52
	09/24/2024		SitelogIQ		E. Mission Road:E. Mission Road - Improvements	164,138.62
	09/30/2024	09302024-2	Five Star Bank - CC		E. Mission Road:E. Mission Road - Improvements	1,946.88
Total for Wellness Center						\$ 231,158.21

Vivify Painting

33110 Wilson Street
Wildomar, California 92595

QUOTE #2201

SENT ON:

10/07/2024

RECIPIENT:

Fallbrook Regional Health District

138 South Brandon Road
Fallbrook, California 92028

Phone: 760-458-0616 Judiths cell

who quoted?: Phil



Phone: 951-775-7522

Email: vivifypainting@gmail.com

Website: www.vivifypainting.com

Product/Service	Description	Total
Job Walk	<p>Customer is wanting a complete exterior paint job. This will include the metal window and front door metal millon. The will be prepped, sanded, primed, and painted with DTM paint. This will includes the metal exterior side of man doors on back side of building. All stucco will be prepped and painted. Customer is looking for main stucco color to be a light gray(poss. agreeable gray) would like a darker gray accent. This includes brick retaining walls. There is a patch on front of building we will make better. We will use a hopper and blend in better.</p> <p>EXCLUDES- white metal bottom balcony, Excludes all green hand rails.</p>	

Vivify Painting

33110 Wilson Street
Wildomar, California 92595

QUOTE #2201

SENT ON:

10/07/2024

Product/Service	Description	Total
Exterior painting	<p>This is for a complete exterior commercial paint job. This will include the metal window and front door metal million. The will be prepped, sanded, primed, and painted with DTM paint. This will includes the metal exterior side of man doors on back side of building. All stucco will be prepped and painted. Customer is looking for main stucco color to be a light gray(poss. agreeable gray) would like a darker gray accent. This includes brick retaining walls. There is a patch on front of building we will make better. We will use a hopper and blend in better.</p> <p>EXCLUDES- white metal bottom balcony by front door and metal stairs, Excludes all green hand rails.</p> <p>Complete exterior painting of all items on the home unless specified.</p> <p>Prep: Pressure washing whole building- Stucco patching- addressing cracks- Use a filler for cracks smaller than a 1/4 in. Stucco patch bigger cracks and holes. Sand doors and casings with 180-220 grit sand paper Take off door knobs and deadbolts prior to painting Trench back 4-6 in. soil and rock where it meets house. Take down exterior lights (Only, if not silicon on)</p> <p>Complete exterior painting of all items on the home unless specified.</p> <p>Pop outs/ Accent Color- after prep, reverse mask and spray two coats flat paint. Stucco Body- After stucco patch, addressing cracks, trenching, spray two coats flat paint. Front Door/ Man Doors- scrape, sand 220 grit, caulk and brush and roll two coats semi gloss paint. Door Jams- scrape, prime, caulk and brush and roll two coats semi gloss paint. Metal Millions(metal window frames)- sand with 220 grit, dust, and paint two coats DTM (direct to metal paint) aristoshield semi gloss.</p> <p>Includes- Retaining walls</p>	\$15,000.00*
Prep Supplies Exterior	<p>Painting Drops- for floor prep and protection. 2 in.blue tape 3m- for window masking 2 in. orange tape for masking mason, cement, eaves, reverse masking 1 in orange tape- for masking machine and masking paper 12 in masking paper 3m- gives protectio to cement, non painted areas Plastic- for covering windows and other areas of protection Alex plus caulking- for caulking wood trim cracks DEC 10 caulking for caulking small cracks Stucco patch- for patching holes, and cracks. Spray shields- for protecting over spray and protecting residence</p>	

Vivify Painting

33110 Wilson Street
Wildomar, California 92595

QUOTE #2201

SENT ON:

10/07/2024

Product/Service	Description	Total
Spartasheid Flat- Stucco Application	<p>SPARTASHIELD® is a complete line of premium, ultra-low VOC, 100% acrylic exterior paints that provide exceptional hide, durability and versatility. SPARTASHIELD® products apply easily, dry to a smooth, uniform finish and are low odor.</p> <p>Superior hide and durability Exceptional balance of sag resistance and flow & leveling Easy to apply and dries to a smooth uniform finish Ideally suited for use on commercial and residential projects such as schools, hotels, hospitals and single family or multi-tenant housing Very low odor and ultra-low VOC content</p>	
Endura-coat paint	<p>ENDURA-COAT® is a high performance, interior/exterior, low VOC, direct to metal, water-based acrylic Industrial Maintenance Coating with excellent corrosion resistance and direct-to-metal properties. It can be used on properly prepared and primed metal, wood, masonry, plaster or drywall.</p>	
Agreement to the contract for these services	<p>The contract will be sent as an attachment to the emailed quote. By signing for this work to be done, you are therefore agreeing to the terms set forth in the contract.</p>	
Payment options:	<p>We accept cash and check for the deposit and final payment.</p> <p>*Credit card payments: there is a 3% fee applied to the total paid at the time of credit card payment.</p>	

A deposit of \$1,000.00 will be required to begin. Please mail your deposit check to us.

Total

\$15,000.00

This quote is valid for 45 days, after which values may be subject to change. If you would like to proceed with booking, please electronically approve the quote. Gina will contact you with a scheduling date and job start information. Please mail us your deposit payment to the address on the top right hand corner.

Gina is available to answer your questions Mon-Friday 8:00am to 5:00pm

Thank you for the opportunity to provide you with a quote.

Vivify Painting
951-775-7522 call/text

Vivify Painting

33110 Wilson Street
Wildomar, California 92595

QUOTE #2201

SENT ON:

10/07/2024

Notes Continued...

* Non-taxable

Signature: _____ Date: _____