



## AGENDA FINANCE COMMITTEE

Wednesday, December 4, 2024, at 10:00 A.M.  
138 S. Brandon Rd., Fallbrook, CA 92028

In accordance with California Government Code Section 54953 teleconferencing will be used for this meeting. Board members, staff and members of the public will be able to participate by webinar by using the following link:

<https://us02web.zoom.us/j/89407825917?pwd=8yzpA3dluHvRKXsCdawzpfQgnTFuQE.1>

Meeting ID: 894 0782 5917 Passcode: 363414. Participants will need to download the Zoom app on their mobile device. Members of the public will also be able to participate by telephone using the following dial in information: Dial #1.669.900.6833

\*All meetings are hybrid unless otherwise noted.

### 1. Call to Order/Roll Call

### 2. Public Comments - Announcement

Members of the public may address the Board regarding any item listed on the Agenda at the time the item is being considered. Members of the public attending in-person need to fill-out a "Request to Speak" card and those attending by webinar need to raise their hand at this time and identify the Agenda item they would like to speak on. The Board has a policy limiting any speaker to not more than five minutes.

### 3. Review of Financial Statements for October 2024

Report 1 – Balance Sheet of **October 2024**

Report 2 – Income Statement for the Month Ended **October 2024 & Fiscal Year to Date**

Report 3 – Profit & Loss Actual vs YTD Budget – **October 2024**

Report 4 – Local Agency Investment Fund (LAIF) Statement **October 2024**

Report 5 – CalTrust Statement – **October 2024**

Report 6 – California CLASS Statement- **October 2024**

FRHD Compliance Report

Report 7 - Check Detail Report as of **October 2024**

Report 8 – VISA Credit Card Statement – **October 2024**

Report 9 – Community Development Disbursement as of **October 2024**

### 4. Discussion Items-

- a. Approve ACH payment for standard expenses

### 5. Board Member Comments and Future Agenda Item-

**Next Finance Committee Meeting to be announced after December 11, 2024**

**Board of Directors Meeting.**

## 6. Adjournment-

I certify that on December 2, 2024, I posted a copy of the foregoing agenda near the regular meeting place of the Board of Directors of Fallbrook Regional Health District, said time being at least 24 hours in advance of the meeting. The American with Disabilities Act provides that no qualified individual with a disability shall be excluded from participation in or denied the benefits of District business. If you need assistance to participate in this meeting, please contact the Board Clerk at the District office 24 hours prior to the meeting on 760-731-9187.

A handwritten signature in blue ink, reading "Raquel Wilkins". The signature is written in a cursive style with a horizontal line underneath it.

Executive Assistant/Board Clerk

# Fallbrook Regional Health District

## Report #1 - Balance Sheet Comparison

As of October 31, 2024

	TOTAL		
	AS OF OCT 31, 2024	AS OF SEP 30, 2024 (PP)	% CHANGE
<b>ASSETS</b>			
Current Assets			
Bank Accounts			
Banc of California - Checking	435,703.23	289,577.96	50.46 %
Five Star Bank Account	192,412.46	442,412.46	(56.51 %)
Petty Cash	138.47	138.47	0.00 %
<b>Total Bank Accounts</b>	<b>\$628,254.16</b>	<b>\$732,128.89</b>	<b>(14.19 %)</b>
Other Current Assets			
Interest Receivable - LAIF	0.00	0.00	
Loan Receivable - FRHD Foundation	25,025.00	25,000.00	0.10 %
Prepaid Expenses	18,000.00	18,000.00	0.00 %
Prepaid Insurance	23,152.45	26,512.89	(12.67 %)
Reimbursement Receivable - CDD	(476.08)	(476.08)	0.00 %
Tax Apportionment Receivable	215,979.90	47,160.71	357.97 %
<b>Total Other Current Assets</b>	<b>\$281,681.27</b>	<b>\$116,197.52</b>	<b>142.42 %</b>
<b>Total Current Assets</b>	<b>\$909,935.43</b>	<b>\$848,326.41</b>	<b>7.26 %</b>
Fixed Assets			
Accumulated Depreciation - All Buildings	(321,723.40)	(317,130.40)	(1.45 %)
Construction in Progress	362,599.45	362,599.45	0.00 %
E. Mission Road	1,441,539.86	1,441,539.86	0.00 %
E. Mission Road - Improvements	714,009.26	710,684.26	0.47 %
E. Mission Road - Land	360,629.00	360,629.00	0.00 %
<b>Total E. Mission Road</b>	<b>2,516,178.12</b>	<b>2,512,853.12</b>	<b>0.13 %</b>
Equipment	85,471.17	85,471.17	0.00 %
Equipment - Depreciation	(68,103.72)	(67,212.30)	(1.33 %)
S. Brandon Road	161,578.00	161,578.00	0.00 %
S. Brandon Road - Improvements	248,355.76	233,355.76	6.43 %
S. Brandon Road - Land	129,662.00	129,662.00	0.00 %
<b>Total S. Brandon Road</b>	<b>539,595.76</b>	<b>524,595.76</b>	<b>2.86 %</b>
<b>Total Fixed Assets</b>	<b>\$3,114,017.38</b>	<b>\$3,101,176.80</b>	<b>0.41 %</b>
Other Assets			
California Class	1,070,909.95	1,066,390.27	0.42 %
CalTrust - Liquidity Fund	1,052,095.43	1,047,663.64	0.42 %
CalTrust - Medium Term Fund	4,992,723.32	5,030,607.74	(0.75 %)
LAIF	1,123,926.53	1,108,729.25	1.37 %
Note Receivable - East Alvarado Street	0.00	0.00	
<b>Total Other Assets</b>	<b>\$8,239,655.23</b>	<b>\$8,253,390.90</b>	<b>(0.17 %)</b>
<b>TOTAL ASSETS</b>	<b>\$12,263,608.04</b>	<b>\$12,202,894.11</b>	<b>0.50 %</b>

# Fallbrook Regional Health District

## Report #1 - Balance Sheet Comparison

As of October 31, 2024

	TOTAL		
	AS OF OCT 31, 2024	AS OF SEP 30, 2024 (PP)	% CHANGE
<b>LIABILITIES AND EQUITY</b>			
Liabilities			
Current Liabilities			
Accounts Payable			
Accounts Payable (A/P)	41,338.02	38,803.72	6.53 %
<b>Total Accounts Payable</b>	<b>\$41,338.02</b>	<b>\$38,803.72</b>	<b>6.53 %</b>
Credit Cards			
Five Star Bank - CC			
Five Star Bank - CC	0.00	0.00	
Umpqua Bank - Credit Card			
Umpqua Bank - Credit Card	0.00	0.00	
<b>Total Credit Cards</b>	<b>\$0.00</b>	<b>\$0.00</b>	<b>0.00%</b>
Other Current Liabilities			
Payroll - Tax Payable			
Payroll - Tax Payable	10,006.26	9,788.25	2.23 %
Payroll - Vacation & Sick Payable			
Payroll - Vacation & Sick Payable	44,791.60	44,791.60	0.00 %
Payroll - Wages Payable			
Payroll - Wages Payable	23,710.96	23,559.51	0.64 %
Refundable Deposits - Rental Security			
Refundable Deposits - Rental Security	480.00	480.00	0.00 %
Simple IRA Plan - Payable			
Simple IRA Plan - Payable	6,030.42	5,751.98	4.84 %
<b>Total Other Current Liabilities</b>	<b>\$85,019.24</b>	<b>\$84,371.34</b>	<b>0.77 %</b>
<b>Total Current Liabilities</b>	<b>\$126,357.26</b>	<b>\$123,175.06</b>	<b>2.58 %</b>
<b>Total Liabilities</b>	<b>\$126,357.26</b>	<b>\$123,175.06</b>	<b>2.58 %</b>
Equity			
Community Development Disbursement			
Community Development Disbursement	9,140,943.70	9,140,943.70	0.00 %
Opening balance equity			
Opening balance equity	0.00	0.00	
Retained Earnings			
Retained Earnings	0.00	0.00	
Unrestricted Operations Fund			
Unrestricted Operations Fund	2,871,722.00	2,871,722.00	0.00 %
Net Income			
Net Income	124,585.08	67,053.35	85.80 %
<b>Total Equity</b>	<b>\$12,137,250.78</b>	<b>\$12,079,719.05</b>	<b>0.48 %</b>
<b>TOTAL LIABILITIES AND EQUITY</b>	<b>\$12,263,608.04</b>	<b>\$12,202,894.11</b>	<b>0.50 %</b>

# Fallbrook Regional Health District

## Report #2 - Profit and Loss & Fiscal YTD

October 2024

	TOTAL	
	OCT 2024	JUL - OCT, 2024 (YTD)
<b>Income</b>		
Property Tax Revenue	215,979.90	329,880.46
Rental Income	680.00	3,120.00
Wellness Center Income - Event/Space Rental	475.00	775.00
<b>Total Income</b>	<b>\$217,134.90</b>	<b>\$333,775.46</b>
<b>GROSS PROFIT</b>	<b>\$217,134.90</b>	<b>\$333,775.46</b>
<b>Expenses</b>		
Advertising & Promotions	2,154.77	4,848.51
Auto Expenses	272.69	1,290.18
Community Health Contracts		
Boys & Girls Club of North County		31,832.39
D'Vine Path		12,750.00
Fallbrook Food Pantry		21,250.00
Fallbrook Senior Citizens		12,500.00
Foundation for Senior Care		24,862.50
Michelle's Place Cancer Ctr	3,541.66	10,624.98
Palomar Family Counseling		12,207.00
Reins Therapeutic Horsemanship Program		6,250.00
San Diego Children's Discovery Museum		5,000.00
Vista Community Clinic		10,000.00
Voices for Children		3,750.00
<b>Total Community Health Contracts</b>	<b>3,541.66</b>	<b>151,026.87</b>
District Direct Care Services		
District Sponsored Events	30.75	30.75
Health Services & Clinics	9,742.50	44,592.91
<b>Total District Direct Care Services</b>	<b>9,773.25</b>	<b>44,623.66</b>
Dues & Subscriptions	8,854.00	17,808.07
Education & Conferences	5,325.27	30,982.70
Equipment Lease	1,592.55	6,447.49
General Insurance	381.16	1,524.64
IT Services	600.00	2,400.00
Legal & Accounting services		
Accounting	3,500.00	14,000.00
Independent Audit		11,000.00
Legal		(2,002.50)
<b>Total Legal &amp; Accounting services</b>	<b>3,500.00</b>	<b>22,997.50</b>
Medical Records Expense	2,978.02	17,798.63
Meeting Expenses	922.26	1,302.70
Office Expenses		
General Office Expenses	315.97	1,315.97

# Fallbrook Regional Health District

## Report #2 - Profit and Loss & Fiscal YTD

October 2024

	TOTAL	
	OCT 2024	JUL - OCT, 2024 (YTD)
Maintenance & Repairs	7,885.33	30,665.12
Office Equipment & Fixtures		895.99
Office Supplies	754.39	2,425.21
Postage & Shipping	22.41	400.57
Software & Website	2,989.92	7,333.81
<b>Total Office Expenses</b>	<b>11,968.02</b>	<b>43,036.67</b>
Payroll Expenses		
Board Stipends	1,323.00	5,843.25
Employee Benefits	9,173.15	38,059.93
Payroll Processing Fees	268.49	1,093.71
Payroll Taxes	4,998.57	19,697.10
Salaries	64,139.69	252,065.03
Simple IRA Match	1,844.42	5,533.26
Vacation & Sick Leave		4,583.99
Workers Compensation	2,334.78	11,520.62
<b>Total Payroll Expenses</b>	<b>84,082.10</b>	<b>338,396.89</b>
Utilities		
Cell Phones	350.00	1,400.00
General Utilities	3,257.26	15,256.67
Internet/Telephone	830.07	5,583.92
<b>Total Utilities</b>	<b>4,437.33</b>	<b>22,240.59</b>
<b>Total Expenses</b>	<b>\$140,383.08</b>	<b>\$706,725.10</b>
NET OPERATING INCOME	<b>\$76,751.82</b>	<b>\$ (372,949.64)</b>
Other Income		
Interest/Dividend Income	41,935.04	123,764.15
Other Income		1,080.90
Unrealized Gain/Loss - LAIF		4,987.03
Unrealized Gain/Loss CalTrust - Medium Term	(55,670.71)	44,780.83
<b>Total Other Income</b>	<b>\$ (13,735.67)</b>	<b>\$174,612.91</b>
Other Expenses		
Community Development Disbursements Expense		(344,859.49)
Depreciation Expense		
Depreciation Expense - Brandon Road	1,480.92	5,923.68
Depreciation Expense - Mission Road	4,003.50	16,014.00
<b>Total Depreciation Expense</b>	<b>5,484.42</b>	<b>21,937.68</b>
<b>Total Other Expenses</b>	<b>\$5,484.42</b>	<b>\$ (322,921.81)</b>
NET OTHER INCOME	<b>\$ (19,220.09)</b>	<b>\$497,534.72</b>
NET INCOME	<b>\$57,531.73</b>	<b>\$124,585.08</b>

**Fallbrook Regional Health District**  
**Budget vs. Actuals: Budget FY 24-25 - FY25 P&L Classes**  
 July - October, 2024

	Administrative			
	Actual	Budget	over Budget	% of Budget
<b>Income</b>				
Property Tax Revenue	329,880.46	211,246.93	118,633.53	156.16%
Rental Income	2,720.00	3,636.00	(916.00)	74.81%
<b>Total Income</b>	<b>\$ 332,600.46</b>	<b>\$ 214,882.93</b>	<b>\$ 117,717.53</b>	<b>154.78%</b>
<b>Gross Profit</b>	<b>\$ 332,600.46</b>	<b>\$ 214,882.93</b>	<b>\$ 117,717.53</b>	<b>154.78%</b>
<b>Expenses</b>				
Advertising & Promotions	1,877.45	650.00	1,227.45	288.84%
Auto Expenses	766.56	682.07	84.49	112.39%
Community Health Contracts			0.00	
Bonsall/Fallbrook Little League		5,000.00	(5,000.00)	0.00%
Boys & Girls Club No County - Fitness Grant		5,000.00	(5,000.00)	0.00%
Boys & Girls Club of North County	31,832.39	31,832.39	0.00	100.00%
Boys Warriors Soccer Booster, Inc.		5,000.00	(5,000.00)	0.00%
D'Vine Path	12,750.00	12,750.00	0.00	100.00%
Fallbrook Band Boosters		5,000.00	(5,000.00)	0.00%
Fallbrook Food Pantry	21,250.00	21,250.00	0.00	100.00%
Fallbrook Senior Citizens	12,500.00	12,500.00	0.00	100.00%
Foundation for Senior Care	24,862.50	24,862.50	0.00	100.00%
NC Fire JPA (Ambulance)		100,000.00	(100,000.00)	0.00%
Palomar Family Counseling	12,207.00	12,207.00	0.00	100.00%
Reins Therapeutic Horsemanship Program	6,250.00	6,250.00	0.00	100.00%
San Diego Children's Discovery Museum	5,000.00	5,000.00	0.00	100.00%
Vista Community Clinic	10,000.00	10,000.00	0.00	100.00%
Voices for Children	3,750.00	3,750.00	0.00	100.00%
<b>Total Community Health Contracts</b>	<b>\$ 140,401.89</b>	<b>\$ 260,401.89</b>	<b>\$ (120,000.00)</b>	<b>53.92%</b>
District Direct Care Services			0.00	
District Sponsored Events		1,000.00	(1,000.00)	0.00%
<b>Total District Direct Care Services</b>	<b>\$ -</b>	<b>\$ 1,000.00</b>	<b>\$ (1,000.00)</b>	<b>0.00%</b>
Dues & Subscriptions	17,626.07	17,627.16	(1.09)	99.99%
Education & Conferences	19,619.53	12,493.20	7,126.33	157.04%
Equipment Lease	3,262.41	3,320.00	(57.59)	98.27%
General Election		0.00	0.00	
General Insurance	762.32	6,124.00	(5,361.68)	12.45%
IT Services	1,200.00	1,400.00	(200.00)	85.71%
Legal & Accounting services			0.00	
Accounting	14,000.00	14,000.00	0.00	100.00%
Independent Audit	11,000.00	8,000.00	3,000.00	137.50%
Legal	(2,002.50)	6,000.00	(8,002.50)	-33.38%
<b>Total Legal &amp; Accounting services</b>	<b>\$ 22,997.50</b>	<b>\$ 28,000.00</b>	<b>\$ (5,002.50)</b>	<b>82.13%</b>

Medical Records Expense	17,798.63	14,953.36	2,845.27	119.03%
Meeting Expenses	1,166.45	210.88	955.57	553.13%
Office Expenses			0.00	
General Office Expenses	832.31	3,343.37	(2,511.06)	24.89%
Maintenance & Repairs	21,087.12	32,250.00	(11,162.88)	65.39%
Office Supplies	1,210.77	1,175.00	35.77	103.04%
Postage & Shipping	378.16	200.00	178.16	189.08%
Software & Website	5,865.94	2,199.98	3,665.96	266.64%
<b>Total Office Expenses</b>	<b>\$ 29,374.30</b>	<b>\$ 39,168.35</b>	<b>\$ (9,794.05)</b>	<b>74.99%</b>
Payroll Expenses			0.00	
Board Stipends	5,843.25	15,000.00	(9,156.75)	38.96%
Employee Benefits	16,555.03	29,140.00	(12,584.97)	56.81%
Payroll Processing Fees	1,093.71	576.00	517.71	189.88%
Payroll Taxes	13,005.99	12,135.44	870.55	107.17%
Salaries	163,906.68	151,692.80	12,213.88	108.05%
Simple IRA Match	3,593.22	4,550.80	(957.58)	78.96%
Workers Compensation	5,562.06	924.00	4,638.06	601.95%
<b>Total Payroll Expenses</b>	<b>\$ 209,559.94</b>	<b>\$ 214,019.04</b>	<b>\$ (4,459.10)</b>	<b>97.92%</b>
Property Management Fees		800.00	(800.00)	0.00%
Utilities			0.00	
Cell Phones	800.00	800.00	0.00	100.00%
General Utilities	5,548.14	5,676.76	(128.62)	97.73%
Internet/Telephone	2,930.96	2,060.00	870.96	142.28%
<b>Total Utilities</b>	<b>\$ 9,279.10</b>	<b>\$ 8,536.76</b>	<b>\$ 742.34</b>	<b>108.70%</b>
<b>Total Expenses</b>	<b>\$ 475,692.15</b>	<b>\$ 609,386.71</b>	<b>\$ (133,694.56)</b>	<b>78.06%</b>
<b>Net Operating Income</b>	<b>\$ (143,091.69)</b>	<b>\$ (394,503.78)</b>	<b>\$ 251,412.09</b>	<b>36.27%</b>
Other Income				
Interest/Dividend Income	123,764.15	46,261.49	77,502.66	267.53%
<b>Total Other Income</b>	<b>\$ 123,764.15</b>	<b>\$ 46,261.49</b>	<b>\$ 77,502.66</b>	<b>267.53%</b>
<b>Net Other Income</b>	<b>\$ 123,764.15</b>	<b>\$ 46,261.49</b>	<b>\$ 77,502.66</b>	<b>267.53%</b>
<b>Net Income</b>	<b>\$ (19,327.54)</b>	<b>\$ (348,242.29)</b>	<b>\$ 328,914.75</b>	<b>5.55%</b>

Monday, Nov 25, 2024 12:20:38 PM GMT-8 - Accrual Basis



**Fallbrook Regional Health District**  
**Budget vs. Actuals: Budget FY 24-25 - FY25 P&L Classes**  
July - October, 2024

	Wellness Center			
	Actual	Budget	over Budget	% of Budget
<b>Income</b>				
Program Fees		0.00	0.00	
Wellness Center Income - Event/Space Rental	675.00	250.00	425.00	270.00%
<b>Total Income</b>	<b>\$ 675.00</b>	<b>\$ 250.00</b>	<b>\$ 425.00</b>	<b>270.00%</b>
<b>Gross Profit</b>	<b>\$ 675.00</b>	<b>\$ 250.00</b>	<b>\$ 425.00</b>	<b>270.00%</b>
<b>Expenses</b>				
Advertising & Promotions	2,971.06	3,333.32	(362.26)	89.13%
Auto Expenses	523.62	260.00	263.62	201.39%
District Direct Care Services			0.00	
District Sponsored Events	30.75	0.00	30.75	
Health Services & Clinics	39,912.91	59,913.32	(20,000.41)	66.62%
<b>Total District Direct Care Services</b>	<b>\$ 39,943.66</b>	<b>\$ 59,913.32</b>	<b>\$ (19,969.66)</b>	<b>66.67%</b>
Dues & Subscriptions	182.00	780.00	(598.00)	23.33%
Education & Conferences	11,363.17	21,900.00	(10,536.83)	51.89%
Equipment Lease	3,185.08	3,188.00	(2.92)	99.91%
General Insurance	762.32	6,000.00	(5,237.68)	12.71%
IT Services	1,200.00	1,400.00	(200.00)	85.71%
Legal & Accounting services			0.00	
Legal		8,000.00	(8,000.00)	0.00%
<b>Total Legal &amp; Accounting services</b>	<b>\$ -</b>	<b>\$ 8,000.00</b>	<b>\$ (8,000.00)</b>	<b>0.00%</b>
Meeting Expenses	136.25	200.00	(63.75)	68.13%
Office Expenses			0.00	
General Office Expenses	483.66	13,100.00	(12,616.34)	3.69%
Maintenance & Repairs	9,578.00	22,000.00	(12,422.00)	43.54%
Office Equipment & Fixtures		5,000.00	(5,000.00)	0.00%
Office Supplies	1,214.44	2,000.00	(785.56)	60.72%
Postage & Shipping	22.41	100.00	(77.59)	22.41%
Software & Website	1,467.87	1,284.32	183.55	114.29%
<b>Total Office Expenses</b>	<b>\$ 12,766.38</b>	<b>\$ 43,484.32</b>	<b>\$ (30,717.94)</b>	<b>29.36%</b>
Payroll Expenses			0.00	
Employee Benefits	21,504.90	23,312.00	(1,807.10)	92.25%
Payroll Processing Fees		480.00	(480.00)	0.00%
Payroll Taxes	6,691.11	6,876.00	(184.89)	97.31%
Salaries	88,158.35	85,949.88	2,208.47	102.57%
Simple IRA Match	1,940.04	2,588.00	(647.96)	74.96%
Workers Compensation	5,958.56	756.00	5,202.56	788.17%
<b>Total Payroll Expenses</b>	<b>\$ 124,252.96</b>	<b>\$ 119,961.88</b>	<b>\$ 4,291.08</b>	<b>103.58%</b>
Utilities			0.00	

<b>Cell Phones</b>	600.00	600.00	0.00	100.00%
<b>General Utilities</b>	9,708.53	7,346.24	2,362.29	132.16%
<b>Internet/Telephone</b>	2,652.96	2,059.32	593.64	128.83%
<b>Total Utilities</b>	<b>\$ 12,961.49</b>	<b>\$ 10,005.56</b>	<b>\$ 2,955.93</b>	<b>129.54%</b>
<b>Total Expenses</b>	<b>\$ 210,247.99</b>	<b>\$ 278,426.40</b>	<b>\$ (68,178.41)</b>	<b>75.51%</b>
<b>Net Operating Income</b>	<b>\$ (209,572.99)</b>	<b>\$ (278,176.40)</b>	<b>\$ 68,603.41</b>	<b>75.34%</b>
<b>Net Income</b>	<b>\$ (209,572.99)</b>	<b>\$ (278,176.40)</b>	<b>\$ 68,603.41</b>	<b>75.34%</b>

Monday, Nov 25, 2024 12:22:55 PM GMT-8 - Accrual Basis

# California State Treasurer *Fiona Ma, CPA*



Local Agency Investment Fund  
P.O. Box 942809  
Sacramento, CA 94209-0001  
(916) 653-3001

November 04, 2024

[LAIF Home](#)  
[PMIA Average Monthly Yields](#)

## FALLBROOK REGIONAL HEALTH DISTRICT

DISTRICT ADMINISTRATOR  
138 SOUTH BRANDON ROAD  
FALLBROOK, CA 92028

[Tran Type Definitions](#)



Account Number: XXXXXXXXXX

October 2024 Statement

Effective Date	Transaction Date	Tran Type	Confirm Number	Web Confirm Number	Authorized Caller	Amount
10/15/2024	10/14/2024	QRD	1760782	N/A	SYSTEM	15,197.28

### Account Summary

Total Deposit:	15,197.28	Beginning Balance:	1,108,729.25
Total Withdrawal:	0.00	Ending Balance:	1,123,926.53



CaITRUST  
 PO Box 2709  
 Granite Bay, CA 95746  
 www.caltrust.org  
 Email: admin@caltrust.org  
 Fax: 402-963-9094  
 Phone: 833-CALTRUST (225-8787)

# Investment Account Summary

10/01/2024 through 10/31/2024

## SUMMARY OF INVESTMENTS

Fund	Account Number	Total Shares Owned	Net Asset Value per Share on Oct 31 (\$)	Value on Oct 31 (\$)	Average Cost Amount (\$)	Cumulative Change in Value (\$)
<b>FALLBROOK REGIONAL HEALTH DISTRICT</b>						
CalTRUST Medium Term Fund	██████████	507,906.747	9.83	4,992,723.32	5,084,651.61	(91,928.29)
CalTRUST Liquidity Fund	██████████	1,052,095.430	1.00	1,052,095.43	1,052,095.43	0.00
<b>Portfolios Total value as of 10/31/2024</b>				<b>6,044,818.75</b>		

## DETAIL OF TRANSACTION ACTIVITY

Activity Description	Activity Date	Amount (\$)	Amount in Shares	Balance in Shares	Price per Share (\$)	Balance (\$)	Average Cost Amt (\$)	Realized Gain/(Loss) (\$)
		<b>FALLBROOK REGIONAL HEALTH DISTRICT</b>					Account Number: ██████████	
CalTRUST Medium Term Fund								
Beginning Balance	10/01/2024			506,097.358	9.94	5,030,607.74		
Accrual Income Div Reinvestment	10/31/2024	17,786.29	1,809.389	507,906.747	9.83	4,992,723.32	0.00	0.00
Change in Value						(55,670.71)		
<b>Closing Balance as of</b>	<b>Oct 31</b>			<b>507,906.747</b>	<b>9.83</b>	<b>4,992,723.32</b>		
		<b>FALLBROOK REGIONAL HEALTH DISTRICT</b>					Account Number: ██████████	
CalTRUST Liquidity Fund								
Beginning Balance	10/01/2024			1,047,663.640	1.00	1,047,663.64		
Accrual Income Div Reinvestment	10/31/2024	4,431.79	4,431.790	1,052,095.430	1.00	1,052,095.43	0.00	0.00
Change in Value						0.00		
<b>Closing Balance as of</b>	<b>Oct 31</b>			<b>1,052,095.430</b>	<b>1.00</b>	<b>1,052,095.43</b>		

Please note that this information should not be construed as tax advice and it is recommended that you consult with a tax professional regarding your account.



# Summary Statement

October 31, 2024

Page 1 of 3

Investor ID: [REDACTED]

0000078-0000324 PDF 708953

**Fallbrook Regional Health District**  
**138 South Brandon Road**  
**Fallbrook, CA 92028**

## California CLASS

### California CLASS

Average Monthly Yield: 5.0039%

	Beginning Balance	Contributions	Withdrawals	Income Earned	Income Earned YTD	Average Daily Balance	Month End Balance
[REDACTED] FRHD_CLASS_Prime	1,066,390.27	0.00	0.00	4,519.68	46,713.78	1,066,536.07	1,070,909.95
<b>TOTAL</b>	<b>1,066,390.27</b>	<b>0.00</b>	<b>0.00</b>	<b>4,519.68</b>	<b>46,713.78</b>	<b>1,066,536.07</b>	<b>1,070,909.95</b>



Account Statement

October 31, 2024

Page 2 of 3

Account Number: [REDACTED]

FRHD\_CLASS\_Prime

Account Summary

Average Monthly Yield: 5.0039%

	Beginning Balance	Contributions	Withdrawals	Income Earned	Income Earned YTD	Average Daily Balance	Month End Balance
California CLASS	1,066,390.27	0.00	0.00	4,519.68	46,713.78	1,066,536.07	1,070,909.95

Transaction Activity

Transaction Date	Transaction Description	Contributions	Withdrawals	Balance	Transaction Number
10/01/2024	Beginning Balance			1,066,390.27	
10/31/2024	Income Dividend Reinvestment	4,519.68			
10/31/2024	Ending Balance			1,070,909.95	



California CLASS

California CLASS

Date	Dividend Rate	Daily Yield
10/01/2024	0.000138678	5.0756%
10/02/2024	0.000139380	5.1013%
10/03/2024	0.000138137	5.0558%
10/04/2024	0.000411603	5.0216%
10/05/2024	0.000000000	5.0216%
10/06/2024	0.000000000	5.0216%
10/07/2024	0.000136858	5.0090%
10/08/2024	0.000136838	5.0083%
10/09/2024	0.000136889	5.0101%
10/10/2024	0.000136658	5.0017%
10/11/2024	0.000545556	4.9919%
10/12/2024	0.000000000	4.9919%
10/13/2024	0.000000000	4.9919%
10/14/2024	0.000000000	4.9919%
10/15/2024	0.000136312	4.9890%
10/16/2024	0.000136701	5.0033%
10/17/2024	0.000136971	5.0131%
10/18/2024	0.000410037	5.0025%
10/19/2024	0.000000000	5.0025%
10/20/2024	0.000000000	5.0025%
10/21/2024	0.000136508	4.9962%
10/22/2024	0.000136214	4.9855%
10/23/2024	0.000136301	4.9886%
10/24/2024	0.000136188	4.9845%
10/25/2024	0.000408363	4.9820%
10/26/2024	0.000000000	4.9820%
10/27/2024	0.000000000	4.9820%
10/28/2024	0.000136133	4.9825%
10/29/2024	0.000136054	4.9796%
10/30/2024	0.000136022	4.9784%
10/31/2024	0.000135894	4.9737%

Performance results are shown net of all fees and expenses and reflect the reinvestment of dividends and other earnings. Many factors affect performance including changes in market conditions and interest rates and in response to other economic, political, or financial developments. Investment involves risk including the possible loss of principal. No assurance can be given that the performance objectives of a given strategy will be achieved. **Past performance is no guarantee of future results. Any financial and/or investment decision may incur losses.**

### **LOCAL AGENCY INVESTMENT FUND (LAIF)**

Through the Pooled Money Investment Account (PMIA), the State Treasurer invests taxpayers' money to manage the State's cash flow and strengthen the financial security of local governmental entities. PMIA policy sets as primary investment objectives safety, liquidity and yield.

As of October 31, 2024, the District's balance was \$1,123,926.53. This represents 13.64% of the District's investment portfolio. The Average Monthly Effective Yield for the month of October, 2024 was 4.518%. In October, 2024, the District reported \$15,197.28 in quarterly earnings.

### **CalTRUST**

The CalTRUST Board works closely with the investment manager, State Street Global Advisors, to ensure that public dollars are managed securely and efficiently and are in full compliance with California Law. The primary objective is to safeguard the preservation of principal.

The District is invested in two CalTRUST Funds: Medium Term Fund and Liquidity Fund. As of October 31, 2024, the District's closing Net Asset Value was \$6,044,818.75. This represents 73.36% of the District's investment portfolio.

In October, 2024, the District earned \$22,218.08 in dividend income and reported \$55,670.71 in unrealized losses. The One Year Yield on the Medium-Term Fund was 4.15% and the One Year Yield on the Liquidity Fund was 5.53%.

### **California CLASS**

The California Cooperative Liquid Assets Securities System (California CLASS) is a pooled investment option that invests in high-quality, short-to-medium-term securities that prioritizes principal preservation. The California CLASS management has appointed Public Trust Advisors, LLC to serve as the Investment Advisor and Administrator. As of October 31, 2024, the District's balance was \$1,070,909.95. This represents 13.0% of the District's investment portfolio. In October, 2024, the District reported \$4,519.68 in earnings. The 30-day average yield was 5.0039%.

The investments of the District are in compliance with the District's 2023-2024 Investment Policy. The balances in the District's investment accounts give the District the ability to meet its expenditure requirements for the next eighteen (18) months.



# Fallbrook Regional Health District

## Report #7 - Check Detail

October 2024

DATE	TRANSACTION TYPE	NUM	AMOUNT	SPLIT
<b>24 Hour Elevator Inc.</b>				
10/08/2024	Bill Payment (Check)	14521	(260.78)	Banc of California - Checking
10/01/2024	Bill	176183	260.78	Office Expenses:Maintenance & Repairs
10/15/2024	Bill Payment (Check)	14543	(3,201.55)	Banc of California - Checking
10/09/2024	Bill	177125	3,201.55	Office Expenses:Maintenance & Repairs
<b>Active Power Solutions</b>				
10/08/2024	Bill Payment (Check)	14522	(350.00)	Banc of California - Checking
10/04/2024	Bill	1117	350.00	Office Expenses:Maintenance & Repairs
<b>Amazon Capital Services</b>				
10/01/2024	Bill Payment (Check)	14495	(10.79)	Banc of California - Checking
09/24/2024	Bill	16M4-C9XJ-9RM7	10.79	Office Expenses:Office Supplies
10/08/2024	Bill Payment (Check)	14523	(106.66)	Banc of California - Checking
10/02/2024	Bill	1FXP-3VXJ-9GJ7	106.66	Office Expenses:Office Supplies
10/22/2024	Bill Payment (Check)	14555	(357.85)	Banc of California - Checking
10/16/2024	Bill	14D9-G739-DM9F	22.33	Office Expenses:Office Supplies
10/17/2024	Bill	1M9G-N9LC-PC7T	159.76	Office Expenses:Office Supplies
10/18/2024	Bill	1W4M-TCDD-YGVM	67.55	-Split-
10/15/2024	Bill	1PYR-FRLF-1LCQ	108.21	Office Expenses:Office Supplies
10/29/2024	Bill Payment (Check)	14562	(50.63)	Banc of California - Checking
10/24/2024	Bill	1XRG-XW73-YYQP	50.63	Office Expenses:Office Supplies
<b>Arch 5 Design</b>				
10/29/2024	Bill Payment (Check)	14573	(2,700.00)	Banc of California - Checking
10/25/2024	Bill	792	2,700.00	E. Mission Road:E. Mission Road - Improvements
<b>BETA Healthcare Group</b>				
10/15/2024	Bill Payment (Check)	14544	(248.00)	Banc of California - Checking
09/06/2024	Bill	BW-231054017	248.00	Payroll Expenses:Workers Compensation
<b>Bill Leach</b>				
10/15/2024	Bill Payment (Check)	14554	(1,006.58)	Banc of California - Checking
09/30/2024	Bill	09302024	1,006.58	Education & Conferences
<b>California Special Districts Association</b>				
10/22/2024	Bill Payment (Check)	14556	(8,637.00)	Banc of California - Checking
10/01/2024	Bill	Member ID 1589	8,637.00	Dues & Subscriptions
<b>CalPERS</b>				
10/22/2024	Bill Payment (Check)	14557	(8,696.91)	Banc of California - Checking
10/14/2024	Bill	CalPers ID 1559595490	8,696.91	-Split-
<b>Culligan of Escondido</b>				
10/15/2024	Bill Payment (Check)	14545	(63.28)	Banc of California - Checking

# Fallbrook Regional Health District

## Report #7 - Check Detail

October 2024

DATE	TRANSACTION TYPE	NUM	AMOUNT	SPLIT
09/30/2024	Bill	1095967	63.28	Office Expenses:General Office Expenses
Culligan of San Diego				
10/08/2024	Bill Payment (Check)	14524	(67.96)	Banc of California - Checking
09/30/2024	Bill	1435864	67.96	Office Expenses:General Office Expenses
Darren Key				
10/08/2024	Bill Payment (Check)	14525	(80.00)	Banc of California - Checking
10/04/2024	Bill	10042024	80.00	Office Expenses:Maintenance & Repairs
10/29/2024	Bill Payment (Check)	14563	(70.00)	Banc of California - Checking
10/26/2024	Bill		70.00	Office Expenses:Maintenance & Repairs
Department of Justice				
10/08/2024	Bill Payment (Check)	14526	(25.00)	Banc of California - Checking
10/07/2024	Bill	Reg # CT0287104	25.00	Loan Receivable - FRHD Foundation
Fallbrook Printing Corporation				
10/29/2024	Bill Payment (Check)	14564	(113.14)	Banc of California - Checking
10/22/2024	Bill	25863	113.14	Office Expenses:General Office Expenses
Fallbrook Waste & Recycling - E. Mission				
10/08/2024	Bill Payment (Check)	14527	(295.03)	Banc of California - Checking
09/30/2024	Bill	Acct 20-T3 452088	295.03	Utilities:General Utilities
Fallbrook Waste & Recycling - S. Brandon				
10/08/2024	Bill Payment (Check)	14528	(99.00)	Banc of California - Checking
10/01/2024	Bill	20-T1 441078	99.00	Utilities:General Utilities
Five Star Bank - CC				
10/08/2024	Bill Payment (Check)	14541	(3,500.00)	Banc of California - Checking
09/30/2024	Bill	09302024	5,236.02	-Split-
10/08/2024	Bill Payment (Check)	14542	(3,682.90)	Banc of California - Checking
09/30/2024	Bill	09302024	5,236.02	-Split-
09/30/2024	Bill	09302024-2	1,946.88	E. Mission Road:E. Mission Road - Improvements
Fowler Pest Control, Inc.				
10/01/2024	Bill Payment (Check)	14520	(158.00)	Banc of California - Checking
09/13/2024	Bill	269333	158.00	Office Expenses:Maintenance & Repairs
10/08/2024	Bill Payment (Check)	14530	(158.00)	Banc of California - Checking
10/03/2024	Bill	270414	158.00	Office Expenses:Maintenance & Repairs
10/22/2024	Bill Payment (Check)	14558	(88.00)	Banc of California - Checking
10/17/2024	Bill	271164	88.00	Office Expenses:Maintenance & Repairs
10/29/2024	Bill Payment (Check)	14565	(88.00)	Banc of California - Checking
10/01/2024	Bill	268743	88.00	Office Expenses:Maintenance & Repairs

# Fallbrook Regional Health District

## Report #7 - Check Detail

October 2024

DATE	TRANSACTION TYPE	NUM	AMOUNT	SPLIT
FPUD - 7720-001				
10/01/2024	Bill Payment (Check)	14496	(378.50)	Banc of California - Checking
09/23/2024	Bill	007720-001	378.50	Utilities:General Utilities
10/29/2024	Bill Payment (Check)	14566	(360.31)	Banc of California - Checking
10/23/2024	Bill	007720-001	360.31	Utilities:General Utilities
FPUD - 7720-002 - E. Mission Rd.				
10/01/2024	Bill Payment (Check)	14497	(52.09)	Banc of California - Checking
09/23/2024	Bill	007720-002	52.09	Utilities:General Utilities
FPUD - 7720-003 - E. Mission Rd.				
10/01/2024	Bill Payment (Check)	14498	(429.56)	Banc of California - Checking
09/23/2024	Bill	007720-003	429.56	Utilities:General Utilities
FPUD - 7721-000				
10/01/2024	Bill Payment (Check)	14499	(52.09)	Banc of California - Checking
09/23/2024	Bill	007721-000	52.09	Utilities:General Utilities
10/29/2024	Bill Payment (Check)	14567	(52.09)	Banc of California - Checking
10/23/2024	Bill	007721-00	52.09	Utilities:General Utilities
Howard Salmon - Reimburse				
10/08/2024	Bill Payment (Check)	14531	(1,069.11)	Banc of California - Checking
10/03/2024	Bill	Reimbursement	1,069.11	Education & Conferences
Impact Marketing & Design, Inc.				
10/29/2024	Bill Payment (Check)	14568	(481.72)	Banc of California - Checking
10/28/2024	Bill	IN24-03448	481.72	-Split-
Iron Mountain				
10/01/2024	Bill Payment (Check)	14500	(2,711.26)	Banc of California - Checking
09/30/2024	Bill	JTZH695	2,711.26	Medical Records Expense
10/29/2024	Bill Payment (Check)	14569	(2,978.02)	Banc of California - Checking
10/31/2024	Bill	JWTR076	2,978.02	Medical Records Expense
Jasmine Thomas				
10/01/2024	Bill Payment (Check)	14501	(69.01)	Banc of California - Checking
09/30/2024	Bill	09302024 - Reimburse	69.01	Auto Expenses
JK Drywall and Construction				
10/08/2024	Bill Payment (Check)	14540	(4,375.00)	Banc of California - Checking
09/23/2024	Bill	EST268	8,750.00	E. Mission Road:E. Mission Road - Improvements
Juana Diaz				
10/01/2024	Bill Payment (Check)	14502	(180.00)	Banc of California - Checking
09/25/2024	Bill	379486	180.00	Office Expenses:Maintenance & Repairs

# Fallbrook Regional Health District

## Report #7 - Check Detail

October 2024

DATE	TRANSACTION TYPE	NUM	AMOUNT	SPLIT
10/08/2024	Bill Payment (Check)	14532	(180.00)	Banc of California - Checking
10/02/2024	Bill	165044	180.00	Office Expenses:Maintenance & Repairs
10/15/2024	Bill Payment (Check)	14547	(180.00)	Banc of California - Checking
10/09/2024	Bill	165045	180.00	Office Expenses:Maintenance & Repairs
10/22/2024	Bill Payment (Check)	14559	(180.00)	Banc of California - Checking
10/16/2024	Bill	311161	180.00	Office Expenses:Maintenance & Repairs
10/29/2024	Bill Payment (Check)	14570	(180.00)	Banc of California - Checking
10/23/2024	Bill	311162	180.00	Office Expenses:Maintenance & Repairs
<b>JW Mechanical</b>				
10/01/2024	Bill Payment (Check)	14503	(207.00)	Banc of California - Checking
09/24/2024	Bill	1636EMission	207.00	Office Expenses:Maintenance & Repairs
<b>Katia Elizondo Marquez</b>				
10/01/2024	Bill Payment (Check)	14504	(34.91)	Banc of California - Checking
09/30/2024	Bill	09302024 - Reimburse	34.91	Auto Expenses
<b>Knight Security &amp; Fire Systems</b>				
10/08/2024	Bill Payment (Check)	14533	(44.00)	Banc of California - Checking
10/01/2024	Bill	201375	44.00	Office Expenses:Maintenance & Repairs
<b>Konica Minolta</b>				
10/08/2024	Bill Payment (Check)	14534	(1,592.55)	Banc of California - Checking
10/05/2024	Bill	45706720	1,592.55	-Split-
<b>LDC Always Green Landscape</b>				
10/15/2024	Bill Payment (Check)	14548	(1,440.00)	Banc of California - Checking
09/30/2024	Bill	1572	360.00	Office Expenses:Maintenance & Repairs
09/30/2024	Bill	1571	1,080.00	Office Expenses:Maintenance & Repairs
<b>Leslie Salmon</b>				
10/01/2024	Bill Payment (Check)	14505	(712.50)	Banc of California - Checking
09/30/2024	Bill	006	712.50	District Direct Care Services:Health Services & Clinics
<b>Low Voltage</b>				
10/15/2024	Bill Payment (Check)	14549	(435.38)	Banc of California - Checking
10/07/2024	Bill	54670	435.38	Office Expenses:Maintenance & Repairs
10/22/2024	Bill Payment (Check)	14560	(693.75)	Banc of California - Checking
10/05/2024	Bill	54747	340.75	Office Expenses:Maintenance & Repairs
10/05/2024	Bill	54746	353.00	Office Expenses:Maintenance & Repairs
<b>Michelle's Place Cancer Resource Center</b>				
10/15/2024	Bill Payment (Check)	14550	(3,541.66)	Banc of California - Checking
10/15/2024	Bill		3,541.66	Community Health Contracts:Michelle's Place Cancer Ctr

# Fallbrook Regional Health District

## Report #7 - Check Detail

October 2024

DATE	TRANSACTION TYPE	NUM	AMOUNT	SPLIT
Palomar Family Counseling Service Inc.				
10/22/2024	Bill Payment (Check)	14561	(4,680.00)	Banc of California - Checking
09/30/2024	Bill	13079	4,680.00	District Direct Care Services:Health Services & Clinics
Pitney Bowes - Lease				
10/01/2024	Bill Payment (Check)	14506	(77.29)	Banc of California - Checking
09/25/2024	Bill	3106859801	77.29	Equipment Lease
Portero Services				
10/01/2024	Bill Payment (Check)	14507	(2,000.00)	Banc of California - Checking
09/30/2024	Bill	3431	2,000.00	Legal & Accounting services:Accounting
10/29/2024	Bill Payment (Check)	14571	(2,000.00)	Banc of California - Checking
10/29/2024	Bill	3453	2,000.00	Legal & Accounting services:Accounting
Rotary Club of Fallbrook				
10/08/2024	Bill Payment (Check)	14535	(182.00)	Banc of California - Checking
10/01/2024	Bill	Sept/Oct Dues	182.00	Dues & Subscriptions
Rotary Club of Fallbrook Village				
10/08/2024	Bill Payment (Check)	14536	(35.00)	Banc of California - Checking
10/01/2024	Bill	3202	35.00	Dues & Subscriptions
Safe and Sound Security				
10/01/2024	Bill Payment (Check)	14508	(75.87)	Banc of California - Checking
10/01/2024	Bill	29771	75.87	Office Expenses:Maintenance & Repairs
10/15/2024	Bill Payment (Check)	14551	(75.87)	Banc of California - Checking
09/08/2024	Bill	29061	75.87	Office Expenses:Software & Website
10/29/2024	Bill Payment (Check)	14572	(75.87)	Banc of California - Checking
11/08/2024	Bill	30422	75.87	Office Expenses:Software & Website
SDG&E - 5971 - E. Mission				
10/01/2024	Bill Payment (Check)	14509	(1,409.40)	Banc of California - Checking
09/26/2024	Bill	09262024	1,409.40	Utilities:General Utilities
SDG&E - 6994 - Brandon				
10/01/2024	Bill Payment (Check)	14510	(1,020.29)	Banc of California - Checking
09/26/2024	Bill	09262024	1,020.29	Utilities:General Utilities
SDRMA				
10/08/2024	Bill Payment (Check)	14537	(697.27)	Banc of California - Checking
10/05/2024	Bill	H46549	697.27	-Split-
10/15/2024	Bill Payment (Check)	14552	(697.27)	Banc of California - Checking
09/01/2024	Bill	H44665	697.27	-Split-

Spectrum - Mission

# Fallbrook Regional Health District

## Report #7 - Check Detail

October 2024

DATE	TRANSACTION TYPE	NUM	AMOUNT	SPLIT
10/01/2024	Bill Payment (Check)	14511	(1,046.31)	Banc of California - Checking
09/22/2024	Bill	60354092224	1,046.31	Utilities:Internet/Telephone
Spectrum Business-Brandon				
10/01/2024	Bill Payment (Check)	14512	(661.33)	Banc of California - Checking
09/21/2024	Bill	60321092124	661.33	Utilities:Internet/Telephone
Springston Design LLC				
10/01/2024	Bill Payment (Check)	14513	(600.00)	Banc of California - Checking
10/01/2024	Bill	INV-0156	600.00	-Split-
Susan Woodward				
10/01/2024	Bill Payment (Check)	14514	(1,500.00)	Banc of California - Checking
09/30/2024	Bill	09302024	1,500.00	Legal & Accounting services:Accounting
T-Mobile				
10/01/2024	Bill Payment (Check)	14515	(79.88)	Banc of California - Checking
09/30/2024	Bill	09302024	79.88	-Split-
Theresa Geracitano-reimburse				
10/08/2024	Bill Payment (Check)	14538	(50.56)	Banc of California - Checking
10/08/2024	Bill	10082024	50.56	-Split-
Tracy Rosalee				
10/01/2024	Bill Payment (Check)	14516	(24.12)	Banc of California - Checking
09/30/2024	Bill	09302024-Reimburse	24.12	Auto Expenses
UMPQUA Bank				
10/08/2024	Bill Payment (Check)	14539	(1,124.50)	Banc of California - Checking
09/30/2024	Bill	09302024	1,124.50	-Split-
Village News				
10/01/2024	Bill Payment (Check)	14517	(358.00)	Banc of California - Checking
09/30/2024	Bill	30640	358.00	Advertising & Promotions

**Account Summary**




Billing Cycle		10/31/2024
Days In Billing Cycle		31
Previous Balance		\$1,124.50
Purchases	+	\$3,119.99
Cash	+	\$0.00
Balance Transfers	+	\$0.00
Special	+	\$0.00
Credits	-	\$0.00
Payments	-	\$1,124.50-
Other Charges	+	\$0.00
Finance Charges	+	\$0.00

**NEW BALANCE** **\$3,119.99**

**Credit Summary**

Total Credit Line	\$12,000.00
Available Credit Line	\$8,880.01
Available Cash	\$0.00
Amount Over Credit Line	\$0.00
Amount Past Due	\$0.00
Disputed Amount	\$0.00

**Account Inquiries**

-  Call us at: (866) 777-9013  
Lost or Stolen Card: (866) 839-3485
-  Go to [www.umpquabank.com](http://www.umpquabank.com)
-  Write us at PO BOX 35142 - LB1181, SEATTLE, WA 98124-5142

**Payment Summary**

<b>NEW BALANCE</b>	<b>\$3,119.99</b>
<b>MINIMUM PAYMENT</b>	<b>\$3,119.99</b>
<b>PAYMENT DUE DATE</b>	<b>11/25/2024</b>

*NOTE: Grace period to avoid a finance charge on purchases, pay entire new balance by payment due date. Finance charge accrues on cash advances until paid and will be billed on your next statement.*

**Corporate Activity**

				<b>TOTAL CORPORATE ACTIVITY</b>	<b>\$1,124.50-</b>
<b>Trans Date</b>	<b>Post Date</b>	<b>Reference Number</b>	<b>Transaction Description</b>	<b>Amount</b>	
10/21	10/21	0000000LBX2410213801007	PAYMENT - THANK YOU	\$1,124.50-	

PLEASE DETACH COUPON AND RETURN PAYMENT USING THE ENCLOSED ENVELOPE - ALLOW UP TO 7 DAYS FOR RECEIPT

UMPQUA BANK  
 PO BOX 35142 - LB1181  
 SEATTLE WA 98124-5142



**Account Number**  
 ####-####-####-7117

Check box to indicate name/address change on back of this coupon

AMOUNT OF PAYMENT ENCLOSED

<b>Closing Date</b>	<b>New Balance</b>	<b>Total Minimum Payment Due</b>	<b>Payment Due Date</b>
10/31/24	\$3,119.99	\$3,119.99	11/25/24

\$



BL ACCT 00002840-20000001  
 FALLBROOK REG HEALTH DIST  
 138 SOUTH BRANDON ROAD  
 FALLBROOK CA 92028

MAKE CHECK PAYABLE TO:

UMPQUA BANK COMMERCIAL CARD OPS  
 PO BOX 35142 - LB1181  
 SEATTLE WA 98124-5142

Cardholder Account Summary				
RACHEL MASON ##### 2600	Payments & Other Credits \$0.00	Purchases & Other Charges \$3,119.99	Cash Advances \$0.00	Total Activity \$3,119.99

Cardholder Account Detail					
Trans Date	Post Date	Plan Name	Reference Number	Description	Amount
10/15	10/15	PPLN01	24011344289000027925461	ZOOM.US 888-799-9666 WWW.ZOOM.US CA	\$3,000.00
10/30	10/31	PPLN01	24011344305000006256326	CANVA* 104320-87699308 HTTPSCANVA.CO DE	\$119.99

Finance Charge Summary / Plan Level Information									
Plan Name	Plan Description	FCM <sup>1</sup>	Average Daily Balance	Periodic Rate *	Corresponding APR	Finance Charges	Effective APR Fees **	Effective APR	Ending Balance
<b>Purchases</b>									
PPLN01 001	PURCHASE	E	\$0.00	0.06008%(D)	21.9900%	\$0.00	\$0.00	0.0000%	\$3,119.99
<b>Cash</b>									
CPLN01 001	CASH	A	\$0.00	0.06554%(D)	23.9900%	\$0.00	\$0.00	0.0000%	\$0.00
* Periodic Rate (M)=Monthly (D)=Daily							Days In Billing Cycle: 31		
** includes cash advance and foreign currency fees							APR = Annual Percentage Rate		
<sup>1</sup> FCM = Finance Charge Method									
(V) = Variable Rate. If you have a variable rate account the periodic rate and Annual Percentage Rate (APR) may vary.									





ACCOUNTS PAYABLE

Account Number: XXXX XXXX XXXX 0944

ACCOUNT SUMMARY	
Credit Limit	\$15,000.00
Credit Available	\$9,600.00
Statement Closing Date	October 31, 2024
Days in Billing Cycle	31
Previous Balance	\$7,182.90
- Payments & Credits	\$7,858.90
+ Purchases & Other Charges	\$5,545.70
+ Cash Advances	\$0.00
+ Finance Charges	\$0.00
= New Balance	\$4,869.70
Questions?	Call Cardmember Services 1-855-401-4743
Or Write:	PO Box 332509 Murfreesboro, TN 37133-2509
Or visit:	MyApexCard.com

PAYMENT INFORMATION	
New Balance	\$4,869.70
Minimum Payment Due	\$4,869.70
Payment Due Date	November 25, 2024

Notice: SEE REVERSE SIDE FOR MORE IMPORTANT INFORMATION

TRANSACTIONS

Tran Date	Post Date	Reference Number	Transaction Description	Amount
<b>TOTAL XXXXXXXXXXXX 0944</b>				<b>\$7,182.90-</b>
10/16	10/16	8559325MJ00XVFMNA	PAYMENT - THANK YOU	7,182.90-
<b>JUDITH OSWALD</b>				<b>TOTAL XXXXXXXXXXXX 2307 \$3,161.09</b>
09/30	10/01	5543286M25Y53ZHJ5	VBS*VONAGE BUSINESS 866-901-0242 GA	374.25
10/03	10/03	0541019M52LR7JEN6	TARGET 00021659 VISTA CA	25.97
10/03	10/03	5754024M5LT967WGX	ADOBE *ADOBE 4085366000 CA	149.93
10/10	10/10	0230096MQ8PKW004Y	GOVERNMENT FINANCE OFF CHICAGO IL	1,200.00
10/11	10/11	0230096MD8PLR87M5	GOVERNMENT FINANCE OFF CHICAGO IL	1,200.00
10/13	10/13	7541823MF64XL0SL2	BAMBOOHR HRIS LINDON UT	277.00
10/21	10/21	7541823MP65HX08EP	BAMBOOHR HRIS LINDON UT CREDIT	676.00-
10/24	10/24	0230096MS8PL51JTX	GOVERNMENT FINANCE OFF CHICAGO IL	199.00
10/28	10/28	5543687MY87JMWPNN	TOWN AND COUNTRY SAN SAN DIEGO CA	35.00
10/30	10/30	5543286N05Y6NHMPV	VBS*VONAGE BUSINESS 866-901-0242 GA	375.94

Transactions continued on next page

Please detach bottom portion and submit with payment using enclosed envelope



Cardmember Services  
PO BOX 332509  
Murfreesboro TN 37133

Payment Information

Account Number: XXXX XXXX XXXX 0944  
Payment Due Date: November 25, 2024  
New Balance: \$4,869.70  
Minimum Payment Due: \$4,869.70  
Past Due Amount: \$0.00

Make Check  
Payable to:

Amount Enclosed:

\$

ACCOUNTS PAYABLE  
FALLBROOK REGIONAL HD  
138 S BRANDON RD  
FALLBROOK CA 92028-2205



Cardmember Services  
PO BOX 306005  
Nashville TN 37230-6005



553312031005094400486970004869705

**TRANSACTIONS (continued)**

Tran Date	Post Date	Reference Number	Transaction Description	Amount
		<b>JASMINE THOMAS</b>	<b>TOTAL XXXXXXXXXXXX 8726</b>	<b>\$210.32</b>
10/14	10/14	1230202MG00LWTREY	FACEBK *T2JHXALH42 MENLO PARK CA	75.00
10/22	10/22	1230202MR00EYHJ85	FACEBK *PEBHUBUH42 MENLO PARK CA	75.00
10/30	10/30	5543286N05Y46T49K	FACEBK *2B8ZSBCH42 FB.ME/ADS CA	4.71
10/30	10/30	5754024N0LPHK95RE	FACEBK *K6WBRB4H42 6505434800 CA	55.61
		<b>RACHEL MASON-RUNNELLS</b>	<b>TOTAL XXXXXXXXXXXX 6849</b>	<b>\$430.36</b>
10/03	10/03	5554650MB3ABGEZNH	SMARTSIGN BROOKLYN NY	63.85
10/19	10/19	5554650MN3L7N8WPQ	LAZ PARKING M14580 SAN DIEGO CA	3.00
10/22	10/22	5543286MR5VPADKJW	SQ *PAINTED EARTH TEMECULA CA	50.00
10/23	10/23	8271116MT0004G4H7	VOICEOFSDIEGO.ORG SAN DIEGO CA	10.53
10/26	10/26	5543286MX5X2E48MT	MICHAELS STORES 9974 TEMECULA CA	183.98
10/27	10/27	7541823MX65Z19Z9Q	EIG*CONSTANTCONTACT.CO WALTHAM MA	119.00
		<b>RAQUEL WILLIAMS</b>	<b>TOTAL XXXXXXXXXXXX 2761</b>	<b>\$756.60</b>
10/08	10/08	5543286MB60S1Z9RZ	TRUPIANO'S ITALIAN BIS FALLBROOK CA	371.74
10/09	10/09	0541601MB447YK11E	SAMSClub #4822 MURRIETA CA	151.95
10/09	10/09	0514048MBMH5Q7JA	GROCERY OUTLET OF FA FALLBROOK CA	9.91
10/10	10/10	5543286MD61Q83DP6	127 WEST SOCIAL HOUSE FALLBROOK CA	100.44
10/19	10/19	5550080MN3L9N3XFF	EL TORO MARKET FALLBROOK CA	22.89
10/19	10/19	7270069MNS66HNPJA	EL TORO MARKET FALLBROOK CA	99.67
		<b>THERESA GERACITANO</b>	<b>TOTAL XXXXXXXXXXXX 9242</b>	<b>\$311.33</b>
10/01	10/01	0543684M400QKHQ68	DOLLAR TREE FALLBROOK CA	22.90
10/03	10/03	8535335M8QTQ059H6	PAYPAL *INTERFAITHC IN 4029357733 CA	130.00
10/16	10/16	5526352MK3HHNS120	ALBERTSONS #4786 FALLBROOK CA	11.99
10/16	10/16	0514048MJMHE91G7H	GROCERY OUTLET OF FA FALLBROOK CA	29.26
10/25	10/25	5543687MWMAM5XHDG	YAMA RESTAURANT FALLBROOK CA	27.79
10/30	10/30	5543286N05Y6BAKZO	WWW COSTCO COM 800-955-2292 WA	89.39

**INTEREST CHARGE CALCULATION**

Your Annual Percentage Rate (APR) is the annual interest rate on your account

Type of Balance	ANNUAL PERCENTAGE RATE (APR)	Expiration Date	Balance Subject to Interest Rate	Days in Billing Cycle	Interest Charge
Purchases	23.99% (v)	-	\$0.00	31	\$0.00
Cash Advances	21.00% (f)	-	\$0.00	31	\$0.00

(v) = variable (f) = fixed

**Fallbrook Regional Health District**  
**Report #9 - Community Development Disbursements**  
 July - October, 2024

	Date	Num	Name	Memo/Description	Split	Amount
<b>Administration</b>						
	10/07/2024	Quote #2201	Vivify Painting		S. Brandon Road:S. Brandon Road - Improvements	15,000.00
<b>Total for Administration</b>						<b>\$ 15,000.00</b>
<b>Wellness Center</b>						
	07/08/2024	726	Arch 5 Design	CDD - SF Studios as-built measure	E. Mission Road:E. Mission Road - Improvements	1,800.00
	07/11/2024		County of San Diego Planning Services	CDD	E. Mission Road:E. Mission Road - Improvements	2,671.71
	07/11/2024		County of San Diego Planning Services	CDD	E. Mission Road:E. Mission Road - Improvements	2,667.48
	07/30/2024		SitelogIQ		E. Mission Road:E. Mission Road - Improvements	49,000.00
<b>July</b>						<b>\$ 56,139.19</b>
	08/26/2024	754	Arch 5 Design		E. Mission Road:E. Mission Road - Improvements	2,500.00
	08/29/2024	7116	KARN Engineering & Surveying		E. Mission Road:E. Mission Road - Improvements	400.00
<b>August</b>						<b>\$ 2,900.00</b>
	09/01/2024	1755	Kuhlman Scott Architecture		E. Mission Road:E. Mission Road - Improvements	6,032.52
	09/24/2024		SitelogIQ		E. Mission Road:E. Mission Road - Improvements	164,138.62
	09/30/2024	09302024-2	Five Star Bank - CC		E. Mission Road:E. Mission Road - Improvements	1,946.88
<b>September</b>						<b>\$ 172,118.02</b>
	10/25/2024	792	Arch 5 Design		E. Mission Road:E. Mission Road - Improvements	2,700.00
	10/31/2024	340764908	Dodge Construction Network	CDD - CHWC Bldg B Construction Notice	E. Mission Road:E. Mission Road - Improvements	625.00
<b>October</b>						<b>\$ 3,325.00</b>
<b>Total for Wellness Center</b>						<b>\$ 234,482.21</b>
<b>Grand Total</b>						<b>\$ 249,482.21</b>

<b>Vendor</b>	<b>Purpose</b>	<b>Number of Accounts</b>	<b>Notes</b>
SDGE	Electricity	2	
FPUD	Water	4	
Fallbrook Waste & Recycling	Waste	2	
Spectrum	Internet	2	Only 2 will show on ACH, but there are 8 subaccounts
T-Mobile	Cell Phone	1	
Konica Minolta	Copier Machine Lease	1	
Pitney Bowes	Postage Machine Lease	1	
Pitney Bowes Power	Postage	1	
CalPERS	Employee Medical Benefits	1	
SDRMA	Employee Dental & Vision Benefits	1	