



138 S. Brandon St. • Fallbrook CA 92028 • 760-731-9187

BOARD OF DIRECTORS
REGULAR BOARD MEETING

WEDNESDAY
NOVEMBER 12, 2020

6:00 PM

AT

**VIRTUAL MEETING LOCATION:
TELECONFERENCE**



AGENDA
REGULAR BOARD MEETING
Thursday, November 12, 2020, 6:00 p.m.

In accordance with the current State of Emergency and the Governor’s Executive Order N-25-20, of March 12, 2020 and N-33-20 of March 19, 2020, teleconferencing will be used for this meeting. Board members, staff and members of the public will be able to participate by webinar by using the following link:

<https://us02web.zoom.us/j/86505080442?pwd=YzBrUFp3OW0zNGloL24xR1M3VIQ4Zz09> Meeting ID: 865 0508 0442 Password: 842145. Participants will need to download the Zoom app on their mobile device. Members of the public will also be able to participate by telephone using the following dial in information: Dial in #: (310) 372-7549 Passcode 660448.

A. CALL MEETING TO ORDER / ROLL CALL / ESTABLISH A QUORUM / PLEDGE OF ALLEGIANCE

B. APPROVAL OF THE AGENDA

C. PUBLIC COMMENTS

Opportunity for board members and citizens to speak on items of interest within subject matter jurisdiction of the District. Please note that, for comments made on items not appearing on the current agenda, the Board may take no action as to the comment at the current meeting (Gov’t Code 54954.3[a]), and the Board is allowed only a brief response to the speaker’s comment. For the record, please state your name. “Request to speak” cards should be filled out in advance and presented to the Board Chair or the recording secretary. The Board has a policy limiting any speaker to not more than five minutes

D. PRESENTATIONS

D1. Commemoration of Bill Leach’s Service on FRHD Board of Directors

E. CONSENT ITEMS

- E1. Approval of September 2020 Financial Statements 2
- E2. Minutes of October 7, 2020 Finance Committee Meeting.....
- E3. Minutes of October 14, 2020 Regular Board Meeting.....
- E4. Minutes of October 23, 2020 Facilities Committee Meeting.....

F. REPORTS/POSSIBLE ACTION

- F1. Finance Committee – Directors Jeffries and Mroz
Recommendation: That the board approve the transfer of \$10,000 from the LAIF (Community Investment Fund) account to the Operating account to reimburse the Operating account for funds used July through September 2020.
Recommendation: That the board approve the transfer of \$345,000 from LAIF (Community Investment Fund) account to Operating account to reimburse the Operating account for the November distribution of the Community Health Contracts.
- F2. Gov’t and Public Engagement Committee – Directors Schwartz-Frates and Mroz
- F3. Facilities Committee – Directors Leach and Mroz
- F4. Ad Hoc Steering Committee – Directors Leach and Mroz
- F5. Strategic Planning Committee – Directors Salmon and Jeffries

- F6. Chief Executive Officer – Rachel Mason
F7. General Counsel – Jeffrey Scott

G. BOARD MEMBER COMMENTS & ITEMS FOR SUBSEQUENT MEETINGS

- G1. Other Director/Staff discussion items
- G1a. Item(s) for future board agendas
- G1b. Announcements of upcoming events:
- **Woman of Wellness – December and January Meetings POSTPONED** – Monthly newsletters sent in lieu of meetings.
 - **Free COVID-19 Testing & Free Flu Shots 8:00am-3:00pm – Friday, November 13th**, FRHD Wellness Center, 1636 E. Mission Rd., Fallbrook
 - **Gov't and Public Engagement Committee Meeting** – Quarterly, Friday, **November 13**, 10:00am, Virtual Meeting
 - **Community Collaborative for Health & Wellness Committee (CCH&W) Meeting** – 3rd Wednesday, **November 18**, 10:30am-noon, Virtual Meeting (See fallbrookhealth.org/calendar)
 - **Strategic Planning Committee Meeting** – 3rd Wednesday, **November 18**, 5:00pm, Virtual Meeting
 - **Free COVID-19 Testing & Free Flu Shots 8:00am-3:00pm – Friday, November 20th**, Vallecitos Elementary School, 5211 5th St.
 - **Facilities Committee Meeting** – 3rd Friday **November 20**, 10:30am, Virtual Meeting
 - **Free COVID-19 Testing & Free Flu Shots 8:00am-3:00pm – Tuesday, November 24th**, FRHD Wellness Center, 1636 E. Mission Rd., Fallbrook
 - **Thanksgiving and Day After Thanksgiving – District Holiday** Thursday and Friday, November 26-27
 - **Finance Committee Meeting** – 1st Wednesday, **December 2**, 4:30pm, Virtual Meeting
 - **FRHD/Catalyst Steering Committee meeting** – Friday, **December 4**, Virtual Meeting
- G2. **Next Regular Board meeting** – Wednesday, **December 9**, 2020, 6:00pm, Virtual Meeting

H. ADJOURNMENT

NOTE: I certify that on Friday, November 6, 2020 I posted a copy of the foregoing agenda near the regular meeting place of the Board of Directors of Fallbrook Regional Health District, said time being at least 72 hours in advance of the meeting. The American with Disabilities Act provides that no qualified individual with a disability shall be excluded from participation in, or denied the benefits of District business. If you need assistance to participate in this meeting, please contact the District office 24 hours prior to the meeting at 760-731-9187.



Board Secretary/Clerk

PRESENTATION

CONSENT ITEMS

Fallbrook Regional Health District
BALANCE SHEET COMPARISON
Comparison of September 2020 to August 2020

	<u>Sep 30, 20</u>	<u>Aug 31, 20</u>	<u>\$ Change</u>
ASSETS			
Current Assets			
Checking/Savings			
102.3 · Cash in Bank - Pacific Western	306,591.54	389,262.25	-82,670.71
102.6 · Cash in Bank - LAIF	2,035,979.89	2,035,979.89	0.00
102.9 · Cash in Bank - CalTRUST	6,105,929.72	6,106,377.63	-447.91
102.10 · Petty Cash	146.17	198.54	-52.37
Total Checking/Savings	8,448,647.32	8,531,818.31	-83,170.99
Other Current Assets			
104 · Prepaid Insurance	24,285.54	27,000.40	-2,714.86
107 · Tax Apportionment Receivable	45,079.05	31,177.60	13,901.45
110 · Reimbursement Rec'ble - CIF	-354.17	-354.17	0.00
Total Other Current Assets	69,010.42	57,823.83	11,186.59
Total Current Assets	8,517,657.74	8,589,642.14	-71,984.40
Fixed Assets			
121 · Equipment	62,988.62	62,355.07	633.55
121.2 · Equipment Depreciation	-29,379.72	-28,340.91	-1,038.81
122.0 · Assets			
122.01 · S. Brandon Road	161,578.00	161,578.00	0.00
122.011 · S. Brandon Road Improvements	140,340.26	140,340.26	0.00
122.012 · S. Brandon Road Land	129,662.00	129,662.00	0.00
122.02 · E. Mission Road	1,441,539.86	1,441,539.86	0.00
122.021 · E. Mission Road Improvements	260,722.37	260,722.37	0.00
122.022 · E. Mission Road Land	360,629.00	360,629.00	0.00
122.04 · Accum Depr - All Buildings	-104,318.68	-100,135.19	-4,183.49
Total 122.0 · Assets	2,390,152.81	2,394,336.30	-4,183.49
Total Fixed Assets	2,423,761.71	2,428,350.46	-4,588.75
Other Assets			
130 · Note Receivable - East Alvarado	487,500.00	487,500.00	0.00
Total Other Assets	487,500.00	487,500.00	0.00
TOTAL ASSETS	<u>11,428,919.45</u>	<u>11,505,492.60</u>	<u>-76,573.15</u>
LIABILITIES & EQUITY			
Liabilities			
Current Liabilities			
Accounts Payable			
140 · Accounts Payable	15,893.27	14,490.58	1,402.69
Total Accounts Payable	15,893.27	14,490.58	1,402.69
Credit Cards			
150.4 · CSDA - Visa	0.00	-67.96	67.96
Total Credit Cards	0.00	-67.96	67.96
Other Current Liabilities			
203 - Accrued Payroll	14,153.11	13,598.36	554.75
204 · Accrued Vacation & Sick Leave	18,361.62	20,624.06	-2,262.44
211 · Payroll Taxes Payable	4,539.08	4,406.65	132.43
213 · Simple Plan Payable	712.50	712.50	0.00
220 · Refundable Deposit Payable	5,250.00	5,250.00	0.00
Total Other Current Liabilities	43,016.31	44,591.57	-1,575.26
Total Current Liabilities	58,909.58	59,014.19	-104.61
Total Liabilities	58,909.58	59,014.19	-104.61

Fallbrook Regional Health District
BALANCE SHEET COMPARISON
Comparison of September 2020 to August 2020

	Sep 30, 20	Aug 31, 20	\$ Change
Equity			
302.2 - Community Investment Funds	9,266,578.12	9,266,578.12	0.00
300 - Unrestricted Operations Fund	2,391,352.10	2,391,352.10	0.00
Net Income	-287,920.35	-211,451.81	-76,468.54
Total Equity	11,370,009.87	11,446,478.41	-76,468.54
TOTAL LIABILITIES & EQUITY	11,428,919.45	11,505,492.60	-76,573.15

Fallbrook Regional Health District INCOME STATEMENT

For the Month Ended September 30, 2020 & Fiscal Year to Date

	Sep 20	Jul - Sep 20
Ordinary Income/Expense		
Income		
400 · District Income		
402 · Property Tax Revenue	45,079.05	105,014.31
403 · Interest / Dividends	5,474.86	17,681.32
Total 400 · District Income	50,553.91	122,695.63
460 · Lease Income		
460.03 · Lease Income	3,500.00	10,500.00
Total 460 · Lease Income	3,500.00	10,500.00
Total Income	54,053.91	133,195.63
Expense		
Administrative Expenses		
500.01 · Communications	773.29	1,632.36
500.02 · IT Services	190.00	570.00
500.04 · Office Expenses	-53.58	3,591.55
500.05 · Utilities	1,428.92	4,530.55
500.06 · Independent Contract Services	0.00	525.00
500.07 · Maintenance Services & Repairs	2,805.55	6,404.10
500.08 · Vehicle Expenses	0.00	660.17
500.10 · Salaries	29,165.00	90,552.39
500.12 · Payroll Taxes	2,551.46	7,486.56
500.14 · W/C Insurance	-376.67	68.32
500.15 · Employee Health & Welfare	4,339.43	12,177.52
500.16 · Board Stipends	1,785.00	5,145.00
500.17 · Education & Conferences	0.00	150.00
500.18 · Dues & Subscriptions	878.51	3,272.21
500.19 · Insurance - General	2,294.03	6,882.04
500.20 · Independent Accounting Services	1,000.00	3,000.00
500.21 · Annual Independent Audit	3,000.00	6,500.00
500.22 · Medical Records Store & Service	1,827.19	7,414.57
500.23 · General Counsel	2,240.00	14,140.00
500.27 · Depreciation	5,222.30	15,702.81
500.29 · Dist Promotions & Publications	637.69	2,569.53
500.30 · Simple IRA Expense	726.90	2,166.30
500.33 · Copier Lease	828.98	2,486.94
Total Administrative Expenses	61,264.00	197,627.92
570 · Health & Wellness Center		
570.01 · Communications	98.12	186.99
570.05 · Utilities	1,233.16	2,695.95
570.06 · Independent Contract Services	0.00	1,719.00
570.07 · Maintenance Services & Repairs	1,430.00	4,800.00
570.19 · Insurance - General	272.50	817.56
Total 570 · Health & Wellness Center	3,033.78	10,219.50
600 · Community Health Contracts		
600.01 · Be Well Therapy	0.00	5,111.00
600.02 · Boys & Girls Clubs of North Cty	0.00	26,250.00
600.03 · Champions for Health	0.00	5,871.00
600.04 · D'Vine Path	0.00	4,380.00
600.05 · Fallbrook Food Pantry	0.00	38,825.00
600.06 · Fallbrook Land Conservancy	0.00	6,223.62
600.07 · Fallbrook Senior Citizens Serv	0.00	43,813.86
600.08 · Fallbrook Smiles Project	0.00	11,685.00
600.09 · Fallbrook Union High School	0.00	6,250.00
600.10 · Foundation for Senior Care	0.00	94,108.61
600.11 · Hospice of the Valleys	0.00	5,813.50
600.12 · Michelle's Place Cancer Res Ctr	0.00	10,087.50
600.13 · Neighborhood Healthcare	0.00	3,750.00
600.14 · Palomar Family Counseling Svc	0.00	25,958.15
600.15 · REINS	0.00	29,250.00

**Fallbrook Regional Health District
INCOME STATEMENT**

For the Month Ended September 30, 2020 & Fiscal Year to Date

	Sep 20	Jul - Sep 20
600.16 · SSNAAPE	0.00	1,250.00
600.17 · Trauma Intervention Prog of SD	0.00	2,500.00
600.51 · NC Fire JPA (EMSO)	0.00	17,227.23
600.52 · NC Fire JPA (Public Comms)	5,731.90	5,731.90
Total 600 · Community Health Contracts	5,731.90	344,086.37
800 · District Direct Care Services		
800.01 · Health Services and Clinics	5.00	39.70
Total 800 · District Direct Care Services	5.00	39.70
Total Expense	70,034.68	551,973.49
Net Ordinary Income	-15,980.77	-418,777.86
Other Income/Expense		
Other Income		
810 · Interest Income - Alvarado Str.	1,650.00	5,000.00
406 · Unearned Gain/Loss - CalTRUST	-5,922.77	-11.84
Total Other Income	-4,272.77	4,988.16
Other Expense		
830 · Community Investment Funds Used		
830.01 · Consultants	56,215.00	66,215.00
Total 830 · Community Investment Funds Used	56,215.00	66,215.00
900 · Community Investment Fund Reimb	0.00	-192,084.35
Total Other Expense	56,215.00	-125,869.35
Net Other Income	-60,487.77	130,857.51
Net Income	-76,468.54	-287,920.35

Fallbrook Regional Health District
PROFIT & LOSS YTD ACTUAL vs. BUDGET
 July 2020 through September 2020

	Jul - Sep 20	Budget	\$ Over Bu...	% of Bu...
Ordinary Income/Expense				
Income				
400 · District Income				
402 · Property Tax Revenue	105,014.31	70,000.00	35,014.31	150.0%
403 · Interest / Dividends	17,681.32	37,188.69	(19,507.37)	47.5%
Total 400 · District Income	122,695.63	107,188.69	15,506.94	114.5%
460 · Lease Income				
460.03 · Lease Income	10,500.00	10,500.00	0.00	100.0%
Total 460 · Lease Income	10,500.00	10,500.00	0.00	100.0%
Total Income	133,195.63	117,688.69	15,506.94	113.2%
Expense				
Administrative Expenses				
500.01 · Communications	1,632.36	2,036.85	(404.49)	80.1%
500.02 · IT Services	570.00	570.00	0.00	100.0%
500.03 · Refreshments	0.00	150.00	(150.00)	0.0%
500.04 · Office Expenses	3,591.55	3,306.50	285.05	108.6%
500.05 · Utilities	4,530.55	2,358.00	2,172.55	192.1%
500.06 · Independent Contract Services	525.00	3,300.00	(2,775.00)	15.9%
500.07 · Maintenance Services & Repairs	6,404.10	3,310.00	3,094.10	193.5%
500.08 · Vehicle Expenses	660.17	950.00	(289.83)	69.5%
500.10 · Salaries	90,552.39	86,484.65	4,067.74	104.7%
500.12 · Payroll Taxes	7,486.56	7,783.60	(297.04)	96.2%
500.14 · W/C Insurance	68.32	432.43	(364.11)	15.8%
500.15 · Employee Health & Welfare	12,177.52	12,718.91	(541.39)	95.7%
500.16 · Board Stipends	5,145.00	7,875.00	(2,730.00)	65.3%
500.17 · Education & Conferences	150.00	2,030.00	(1,880.00)	7.4%
500.18 · Dues & Subscriptions	3,272.21	11,607.96	(8,335.75)	28.2%
500.19 · Insurance - General	6,882.04	6,882.13	(0.09)	100.0%
500.20 · Independent Accounting Services	3,000.00	3,000.00	0.00	100.0%
500.21 · Annual Independent Audit	6,500.00	9,000.00	(2,500.00)	72.2%
500.22 · Medical Records Store & Service	7,414.57	5,517.63	1,896.94	134.4%
500.23 · General Counsel	14,140.00	11,469.96	2,670.04	123.3%
500.27 · Depreciation	15,702.81	3,750.00	11,952.81	418.7%
500.29 · Dist Promotions & Publications	2,569.53	7,025.00	(4,455.47)	36.6%
500.30 · Simple IRA Expense	2,166.30	5,814.00	(3,647.70)	37.3%
500.33 · Copier Lease	2,486.94	2,406.42	80.52	103.3%
Total Administrative Expenses	197,627.92	199,779.04	(2,151.12)	98.9%
570 · Health & Wellness Center				
570.01 · Communications	186.99	152.19	34.80	122.9%
570.05 · Utilities	2,695.95	2,026.00	669.95	133.1%
570.06 · Independent Contract Services	1,719.00	1,438.29	280.71	119.5%
570.07 · Maintenance Services & Repairs	4,800.00	3,300.00	1,500.00	145.5%
570.19 · Insurance - General	817.56	817.56	0.00	100.0%
570.23 · General Counsel	0.00	573.46	(573.46)	0.0%
Total 570 · Health & Wellness Center	10,219.50	8,307.50	1,912.00	123.0%
600 · Community Health Contracts				
600.01 · Be Well Therapy	5,111.00	5,111.00	0.00	100.0%
600.02 · Boys & Girls Clubs of North Cty	26,250.00	26,250.00	0.00	100.0%
600.03 · Champions for Health	5,871.00	5,871.00	0.00	100.0%
600.04 · D'Vine Path	4,380.00	4,380.00	0.00	100.0%
600.05 · Fallbrook Food Pantry	38,825.00	38,825.00	0.00	100.0%
600.06 · Fallbrook Land Conservancy	6,223.62	6,223.63	(0.01)	100.0%
600.07 · Fallbrook Senior Citizens Serv	43,813.86	43,813.87	(0.01)	100.0%
600.08 · Fallbrook Smiles Project	11,685.00	11,685.00	0.00	100.0%
600.09 · Fallbrook Union High School	6,250.00	6,250.00	0.00	100.0%
600.10 · Foundation for Senior Care	94,108.61	94,108.64	(0.03)	100.0%
600.11 · Hospice of the Valleys	5,813.50	5,813.50	0.00	100.0%
600.12 · Michelle's Place Cancer Res Ctr	10,087.50	10,087.50	0.00	100.0%
600.13 · Neighborhood Healthcare	3,750.00	3,750.00	0.00	100.0%

Fallbrook Regional Health District
PROFIT & LOSS YTD ACTUAL vs. BUDGET
 July 2020 through September 2020

	Jul - Sep 20	Budget	\$ Over Bu...	% of Bu...
600.14 · Palomar Family Counseling Svc	25,958.15	25,958.15	0.00	100.0%
600.15 · REINS	29,250.00	29,250.00	0.00	100.0%
600.16 · SSNAAPE	1,250.00	1,250.00	0.00	100.0%
600.17 · Trauma Intervention Prog of SD	2,500.00	2,500.00	0.00	100.0%
600.50 · NC Fire JPA (Ambulance)	0.00	20,000.01	(20,000.01)	0.0%
600.51 · NC Fire JPA (EMSO)	17,227.23	20,000.01	(2,772.78)	86.1%
600.52 · NC Fire JPA (Public Comms)	5,731.90	4,374.99	1,356.91	131.0%
Total 600 · Community Health Contracts	344,086.37	365,502.30	(21,415.93)	94.1%
800 · District Direct Care Services				
800.01 · Health Services and Clinics	39.70	150.00	(110.30)	26.5%
800.02 · Urgent Care	0.00	24,000.00	(24,000.00)	0.0%
800.03 · Women of Wellness	0.00	100.00	(100.00)	0.0%
Total 800 · District Direct Care Services	39.70	24,250.00	(24,210.30)	0.2%
Total Expense	551,973.49	597,838.84	(45,865.35)	92.3%
Net Ordinary Income	(418,777.86)	(480,150.15)	61,372.29	87.2%
Other Income/Expense				
Other Income				
810 · Interest Income - Alvarado Str.	5,000.00			
406 · Unearned Gain/Loss - CalTRUST	(11.84)	0.00	(11.84)	100.0%
Total Other Income	4,988.16	0.00	4,988.16	100.0%
Other Expense				
830 · Community Investment Funds Used				
830.01 · Consultants	66,215.00	0.00	66,215.00	100.0%
Total 830 · Community Investment Funds Used	66,215.00	0.00	66,215.00	100.0%
900 · Community Investment Fund Reimb	(192,084.35)			
Total Other Expense	(125,869.35)	0.00	(125,869.35)	100.0%
Net Other Income	130,857.51	0.00	130,857.51	100.0%
Net Income	(287,920.35)	(480,150.15)	192,229.80	60.0%

**Fallbrook Regional Health District
PROFIT & LOSS - APPROVED ANNUAL BUDGET OVERVIEW**

July 2020 through June 2021

	Jul 20	Aug 20	Sep 20	Oct 20	Nov 20	Dec 20	Jan 21	Feb 21	Mar 21	Apr 21	May 21	Jun 21	TOTAL Jul '20 - Ju...
Ordinary Income/Expense													
Income													
400 - District Income	30,000.00	13,000.00	27,000.00	75,000.00	707,918.25	230,000.00	43,000.00	25,900.00	400,000.00	315,000.00	35,000.00	10,000.00	1,911,818.25
402 - Property Tax Revenue	13,144.66	12,175.60	11,868.43	14,743.64	12,448.64	35,480.50	20,826.60	11,264.03	12,117.90	20,374.44	6,856.42	17,751.07	189,051.93
403 - Interest / Dividends	43,144.66	25,175.60	38,868.43	89,743.64	720,366.89	265,480.50	63,826.60	37,164.03	412,117.90	335,374.44	41,856.42	27,751.07	2,100,870.18
Total 400 - District Income													
460 - Lease Income	3,500.00	3,500.00	3,500.00	3,500.00	3,500.00	3,500.00	3,500.00	3,500.00	3,500.00	3,500.00	3,500.00	3,500.00	42,000.00
460.03 - Lease Income	0.00	0.00	0.00	0.00	0.00	0.00	0.00	0.00	0.00	0.00	0.00	0.00	0.00
460 - Lease Income - Other	3,500.00	3,500.00	3,500.00	3,500.00	3,500.00	3,500.00	3,500.00	3,500.00	3,500.00	3,500.00	3,500.00	3,500.00	42,000.00
Total 460 - Lease Income													
Total Income	46,644.66	28,675.60	42,368.43	93,243.64	723,866.89	268,980.50	67,326.60	40,664.03	415,617.90	338,874.44	45,356.42	31,251.07	2,142,870.18
Expense													
Administrative Expenses													
500.01 - Communications	710.00	710.00	616.85	677.81	630.84	641.92	689.06	828.10	743.91	888.76	599.94	570.30	8,307.49
500.02 - IT Services	190.00	190.00	190.00	190.00	190.00	190.00	190.00	190.00	190.00	190.00	190.00	190.00	2,280.00
500.03 - Refreshments	50.00	50.00	50.00	50.00	50.00	50.00	50.00	50.00	50.00	50.00	50.00	50.00	3,750.00
500.04 - Office Expenses	1,342.45	1,161.91	802.14	1,150.20	405.20	810.73	587.96	1,074.05	708.57	1,704.16	681.67	830.61	11,259.65
500.05 - Utilities	762.00	834.00	762.00	834.00	762.00	834.00	762.00	834.00	762.00	1,554.00	762.00	100.00	10,296.00
500.06 - Independent Contract Services	1,100.00	1,100.00	1,100.00	1,100.00	1,100.00	1,100.00	1,100.00	1,100.00	1,100.00	1,100.00	1,100.00	1,100.00	7,200.00
500.07 - Maintenance Services & Repairs	1,440.00	1,440.00	935.00	1,440.00	935.00	935.00	1,440.00	935.00	935.00	1,440.00	935.00	935.00	13,240.00
500.08 - Vehicle Expenses	600.00	300.00	50.00	100.00	50.00	50.00	100.00	50.00	50.00	100.00	50.00	50.00	1,550.00
500.10 - Salaries	28,828.25	28,828.20	28,828.20	28,828.20	28,828.20	28,828.20	28,828.20	28,828.20	28,828.20	28,828.20	28,828.20	28,828.20	345,938.45
500.12 - Payroll Taxes	2,594.52	2,594.54	2,594.54	2,594.54	2,594.54	2,594.54	2,594.54	2,594.54	2,594.54	2,594.54	2,594.54	2,594.54	31,134.46
500.14 - W/C Insurance	144.15	144.14	144.14	144.14	144.14	144.14	144.14	144.14	144.14	144.14	144.14	144.14	1,729.69
500.15 - Employee Health & Welfare	4,239.63	4,239.64	4,239.64	4,239.64	4,239.64	4,239.64	4,239.64	4,239.64	4,239.64	4,239.64	4,239.64	4,239.64	50,875.67
500.16 - Board Stipends	2,625.00	2,625.00	2,625.00	2,625.00	2,625.00	2,625.00	2,625.00	2,625.00	2,625.00	2,625.00	2,625.00	2,625.00	31,500.00
500.17 - Education & Conferences	530.00	0.00	1,500.00	30.00	1,500.00	650.00	30.00	1,500.00	0.00	3,530.00	0.00	0.00	9,270.00
500.18 - Dues & Subscriptions	9,804.46	1,486.02	317.48	6,508.46	532.46	702.46	532.46	8,021.40	647.46	532.46	532.46	317.46	30,198.04
500.19 - Insurance - General	2,294.07	2,294.03	2,294.03	2,294.03	2,294.03	2,294.03	2,294.03	2,294.03	2,294.03	2,294.03	2,294.03	2,294.03	27,528.40
500.20 - Independent Accounting Services	1,000.00	1,000.00	1,000.00	1,000.00	1,000.00	1,000.00	1,000.00	1,000.00	1,000.00	1,000.00	1,000.00	1,000.00	12,000.00
500.21 - Annual Independent Audit	0.00	8,500.00	500.00	0.00	0.00	0.00	0.00	0.00	0.00	0.00	0.00	0.00	9,000.00
500.22 - Medical Records Store & Service	1,839.21	1,839.21	1,839.21	1,839.21	1,839.21	1,839.21	1,839.21	1,839.21	1,839.21	1,839.21	1,839.21	1,839.21	22,070.52
500.23 - General Counsel	3,823.34	3,823.31	3,823.31	3,823.31	3,823.31	3,823.31	3,823.31	3,823.31	3,823.31	3,823.31	3,823.31	3,823.31	45,879.75
500.27 - Depreciation	1,250.00	1,250.00	1,250.00	1,250.00	1,250.00	1,250.00	1,250.00	1,250.00	1,250.00	1,250.00	1,250.00	1,250.00	15,000.00
500.29 - Dist Promotions & Publications	275.00	5,200.00	1,550.00	1,075.00	200.00	1,200.00	275.00	200.00	200.00	275.00	200.00	200.00	10,850.00
500.30 - Simple IRA Expense	1,938.00	1,938.00	1,938.00	1,938.00	1,938.00	1,938.00	1,938.00	1,938.00	1,938.00	1,938.00	1,938.00	1,938.00	23,256.00
500.33 - Copier Lease	802.14	802.14	802.14	802.14	802.14	802.14	802.14	802.14	802.14	802.14	802.14	802.14	9,625.68
500.40 - Office Equipment	0.00	0.00	0.00	0.00	0.00	0.00	0.00	0.00	0.00	0.00	0.00	0.00	1,000.00
500.50 - General Election	0.00	0.00	0.00	0.00	0.00	0.00	0.00	0.00	0.00	0.00	0.00	0.00	18,000.00
Total Administrative Expenses	68,182.22	71,845.14	59,751.68	64,533.68	57,733.71	59,992.32	56,584.69	65,610.76	74,215.15	62,455.59	55,929.28	55,905.58	752,739.80
570 - Health & Wellness Center													
570.01 - Communications	50.73	50.73	50.73	50.73	50.73	50.73	50.73	50.73	50.73	50.73	50.73	50.73	608.76
570.02 - IT Services	0.00	0.00	0.00	0.00	1,000.00	63.32	63.32	63.32	63.32	63.32	63.32	63.32	1,443.24
570.03 - Refreshments	0.00	0.00	0.00	0.00	0.00	30.00	30.00	30.00	30.00	30.00	30.00	30.00	210.00
570.04 - Office Expenses	0.00	0.00	0.00	0.00	0.00	202.68	146.99	268.51	177.14	426.04	170.42	207.66	1,599.44
570.05 - Utilities	685.00	656.00	685.00	656.00	685.00	656.00	685.00	656.00	685.00	1,106.00	685.00	656.00	8,496.00
570.06 - Independent Contract Services	479.43	479.43	479.43	479.43	479.43	479.43	479.43	479.43	479.43	159.81	159.81	159.81	3,515.82
570.07 - Maintenance Services & Repairs	1,100.00	1,100.00	1,100.00	1,100.00	1,100.00	1,250.00	2,400.00	1,250.00	1,250.00	1,250.00	1,250.00	1,250.00	14,250.00
570.10 - Salaries	0.00	0.00	0.00	0.00	0.00	0.00	2,400.00	2,400.00	2,400.00	2,400.00	2,400.00	2,400.00	14,400.00
570.12 - Payroll Taxes	0.00	0.00	0.00	0.00	0.00	0.00	216.00	216.00	216.00	216.00	216.00	216.00	1,296.00
570.14 - W/C Insurance	0.00	0.00	0.00	0.00	0.00	0.00	24.21	24.21	24.21	24.21	24.21	24.21	145.26
570.15 - Employee Health & Welfare	0.00	0.00	0.00	0.00	0.00	0.00	600.00	600.00	600.00	600.00	600.00	600.00	3,600.00
570.18 - Dues & Subscriptions	0.00	0.00	0.00	0.00	0.00	0.00	0.00	0.00	0.00	0.00	0.00	0.00	3,270.06
570.19 - Insurance - General	272.56	272.56	272.56	272.56	272.56	272.56	272.56	272.56	272.56	272.56	272.56	272.56	2,293.99
570.23 - General Counsel	191.12	191.17	191.17	191.17	191.17	191.17	191.17	191.17	191.17	191.17	191.17	191.17	2,293.99
570.27 - Depreciation	0.00	0.00	0.00	0.00	0.00	0.00	0.00	0.00	0.00	0.00	0.00	0.00	0.00
570.29 - Dist Promotions & Publications	0.00	0.00	0.00	750.00	250.00	250.00	250.00	250.00	250.00	750.00	250.00	250.00	3,250.00

Fallbrook Regional Health District
PROFIT & LOSS - APPROVED ANNUAL BUDGET OVERVIEW

July 2020 through June 2021

	Jul 20	Aug 20	Sep 20	Oct 20	Nov 20	Dec 20	Jan 21	Feb 21	Mar 21	Apr 21	May 21	Jun 21	Jul '20 - Ju...	TOTAL
570.30 · Simple IRA Expense	0.00	0.00	0.00	0.00	0.00	0.00	0.00	0.00	0.00	0.00	0.00	0.00	0.00	0.00
570.33 · Copier Lease	0.00	0.00	0.00	0.00	0.00	401.07	401.07	401.07	401.07	401.07	401.07	401.07	2,807.49	0.00
570.40 · Office Equipment	0.00	0.00	0.00	0.00	0.00	0.00	0.00	0.00	0.00	0.00	0.00	0.00	0.00	0.00
Total 570 - Health & Wellness Center	2,778.84	2,749.83	2,778.83	3,499.83	4,028.83	3,527.28	6,740.80	6,833.32	6,770.95	7,940.85	6,764.23	6,772.47	61,186.06	
600 · Community Health Contracts														
600.01 · Be Well Therapy	5,111.00	0.00	0.00	0.00	5,111.00	0.00	0.00	5,111.00	0.00	0.00	5,111.00	0.00	20,444.00	0.00
600.02 · Boys & Girls Clubs of North Cty	26,250.00	0.00	0.00	0.00	11,250.00	0.00	0.00	11,250.00	0.00	0.00	11,250.00	0.00	60,000.00	0.00
600.03 · Champions for Health	5,871.00	0.00	0.00	0.00	5,871.00	0.00	0.00	5,871.00	0.00	0.00	5,871.00	0.00	23,484.00	0.00
600.04 · DVine Path	4,380.00	0.00	0.00	0.00	4,380.00	0.00	0.00	4,380.00	0.00	0.00	4,380.00	0.00	17,520.00	0.00
600.05 · Fallbrook Food Pantry	38,825.00	0.00	0.00	0.00	38,825.00	0.00	0.00	38,825.00	0.00	0.00	38,825.00	0.00	155,300.00	0.00
600.06 · Fallbrook Land Conservancy	6,223.63	0.00	0.00	0.00	6,223.63	0.00	0.00	6,223.63	0.00	0.00	6,223.61	0.00	24,894.50	0.00
600.07 · Fallbrook Senior Citizens Serv	43,813.87	0.00	0.00	0.00	43,813.87	0.00	0.00	43,813.87	0.00	0.00	43,813.85	0.00	175,255.46	0.00
600.08 · Fallbrook Smiles Project	11,685.00	0.00	0.00	0.00	11,685.00	0.00	0.00	11,685.00	0.00	0.00	11,685.00	0.00	46,740.00	0.00
600.09 · Fallbrook Union High School	6,250.00	0.00	0.00	0.00	6,250.00	0.00	0.00	6,250.00	0.00	0.00	6,250.00	0.00	25,000.00	0.00
600.10 · Foundation for Senior Care	94,108.64	0.00	0.00	0.00	94,108.64	0.00	0.00	94,108.64	0.00	0.00	94,108.62	0.00	376,434.54	0.00
600.11 · Hospice of the Valleys	5,813.50	0.00	0.00	0.00	5,813.50	0.00	0.00	5,813.50	0.00	0.00	5,813.50	0.00	23,254.00	0.00
600.12 · Michelle's Place Cancer Res Ctr	10,087.50	0.00	0.00	0.00	10,087.50	0.00	0.00	10,087.50	0.00	0.00	10,087.50	0.00	40,350.00	0.00
600.13 · Neighborhood Healthcare	3,750.00	0.00	0.00	0.00	3,750.00	0.00	0.00	3,750.00	0.00	0.00	3,750.00	0.00	15,000.00	0.00
600.14 · Palomar Family Counseling Svc	25,958.15	0.00	0.00	0.00	25,958.15	0.00	0.00	25,958.15	0.00	0.00	25,958.15	0.00	103,832.60	0.00
600.15 · REINS	29,250.00	0.00	0.00	0.00	29,250.00	0.00	0.00	29,250.00	0.00	0.00	29,250.00	0.00	117,000.00	0.00
600.16 · SSNAPE	1,250.00	0.00	0.00	0.00	1,250.00	0.00	0.00	1,250.00	0.00	0.00	1,250.00	0.00	5,000.00	0.00
600.17 · Trauma Intervention Prog of SD	2,500.00	0.00	0.00	0.00	2,500.00	0.00	0.00	2,500.00	0.00	0.00	2,500.00	0.00	32,500.00	0.00
600.50 · NC Fire JPA (Ambulance)	6,666.67	6,666.67	6,666.67	6,666.67	6,666.67	6,666.67	6,666.67	6,666.67	6,666.67	6,666.67	6,666.67	6,666.63	80,000.00	0.00
600.51 · NC Fire JPA (EMSO)	6,666.67	6,666.67	6,666.67	6,666.67	6,666.67	6,666.67	6,666.67	6,666.67	6,666.67	6,666.67	6,666.67	6,666.63	80,000.00	0.00
600.52 · NC Fire JPA (Public Comms)	1,458.33	1,458.33	1,458.33	1,458.33	1,458.33	1,458.33	1,458.33	1,458.33	1,458.33	1,458.33	1,458.33	1,458.37	17,500.00	0.00
Total 600 · Community Health Contracts	335,918.96	14,791.67	14,791.67	14,791.67	320,918.96	14,791.67	14,791.67	320,918.96	14,791.67	14,791.67	343,418.90	14,791.63	1,439,509.10	
800 · District Direct Care Services														
800.01 · Health Services and Clinics	50.00	50.00	50.00	850.00	50.00	50.00	50.00	50.00	50.00	50.00	500.00	50.00	1,850.00	0.00
800.02 · Urgent Care	8,000.00	8,000.00	8,000.00	8,000.00	8,000.00	8,000.00	8,000.00	8,000.00	8,000.00	8,000.00	8,000.00	8,000.00	96,000.00	0.00
800.03 · Women of Wellness	0.00	50.00	50.00	50.00	50.00	0.00	50.00	50.00	50.00	50.00	50.00	50.00	500.00	0.00
Total 800 · District Direct Care Services	8,050.00	8,100.00	8,100.00	8,900.00	8,100.00	8,050.00	8,100.00	8,100.00	8,100.00	8,100.00	8,550.00	8,100.00	98,350.00	
Total Expense	414,930.02	97,486.64	85,422.18	91,725.18	390,781.50	86,361.27	86,217.16	401,463.04	103,877.77	93,288.11	414,662.41	85,569.68	2,351,784.96	
Net Ordinary Income	-368,285.36	-68,811.04	-43,053.75	1,518.46	333,085.39	182,619.23	-18,890.56	-360,799.01	311,740.13	245,586.33	-369,305.99	-54,318.61	-208,914.78	
Other Income/Expense														
Other Income	0.00	0.00	0.00	0.00	0.00	0.00	0.00	0.00	0.00	0.00	0.00	0.00	0.00	0.00
406 · Unearned Gain/Loss - CalTRUST	0.00	0.00	0.00	0.00	0.00	0.00	0.00	0.00	0.00	0.00	0.00	0.00	0.00	0.00
Total Other Income	0.00	0.00	0.00	0.00	0.00	0.00	0.00	0.00	0.00	0.00	0.00	0.00	0.00	0.00
Other Expense														
830 · Community Investment Funds Used	0.00	0.00	0.00	0.00	0.00	0.00	0.00	0.00	0.00	0.00	0.00	0.00	0.00	0.00
830.01 · Consultants	0.00	0.00	0.00	0.00	0.00	0.00	0.00	0.00	0.00	0.00	0.00	0.00	0.00	0.00
Total 830 · Community Investment Funds U...	0.00	0.00	0.00	0.00	0.00	0.00	0.00	0.00	0.00	0.00	0.00	0.00	0.00	0.00
Total Other Expense	0.00	0.00	0.00	0.00	0.00	0.00	0.00	0.00	0.00	0.00	0.00	0.00	0.00	0.00
Net Other Income	0.00	0.00	0.00	0.00	0.00	0.00	0.00	0.00	0.00	0.00	0.00	0.00	0.00	0.00
Net Income	-368,285.36	-68,811.04	-43,053.75	1,518.46	333,085.39	182,619.23	-18,890.56	-360,799.01	311,740.13	245,586.33	-369,305.99	-54,318.61	-208,914.78	

California State Treasurer
Fiona Ma, CPA



Local Agency Investment Fund
P.O. Box 942809
Sacramento, CA 94209-0001
(916) 653-3001

October 02, 2020

LAIF Home
PMIA Average Monthly
Yields

FALLBROOK REGIONAL HEALTH DISTRICT

ADMINISTRATOR
P.O. BOX 2587
FALLBROOK, CA 92088

Tran Type Definitions

//

September 2020 Statement

Account Summary

Total Deposit:	0.00	Beginning Balance:	2,035,979.89
Total Withdrawal:	0.00	Ending Balance:	2,035,979.89



CalTRUST
 c/o Ultimus Fund Solutions
 PO Box 541150
 Omaha, NE 68154-9150
 www.caltrust.org
 Email: CalTRUSTSupport@ultimusfundsolutions.com
 Fax: 402-963-9094
 Phone: 833-CALTRUST (225-8787)

Investment Account Summary

09/01/2020 through 09/30/2020

SUMMARY OF INVESTMENTS

Fund	Account Number	Total Shares Owned	Net Asset Value per Share on Sep 30 (\$)	Value on Sep 30 (\$)	Average Cost Amount (\$)	Cumulative Unrealized Gain/(Loss) (\$)
FALLBROOK REGIONAL HEALTH DISTRICT						
CalTRUST Medium Term Fund		592,808.711	10.30	6,105,929.72	5,946,520.74	159,408.98
Portfolios Total value as of 09/30/2020				6,105,929.72		

DETAIL OF TRANSACTION ACTIVITY

Activity Description	Activity Date	Amount (\$)	Amount in Shares	Balance in Shares	Price per Share (\$)	Balance (\$)	Average Cost Amt (\$)	Realized Gain/(Loss) (\$)
		FALLBROOK REGIONAL HEALTH DISTRICT			Account Number: 201 00008010			
Beginning Balance	09/01/2020			592,277.171	10.31	6,106,377.63		
Accrual Income Div Reinvestment	09/30/2020	5,474.86	531.540	592,808.711	10.30	6,105,929.72	0.00	0.00
Unrealized Gain/(Loss)						(5,922.77)		
Closing Balance as of	Sep 30			592,808.711	10.30	6,105,929.72		

Fallbrook Regional Health District
REPORT 7 - PROPERTY TAX REVENUE
 July 2020 through June 2021

Type	Date	Name	Amount	Balance
400 · District Income				
402 · Property Tax Revenue				
General Journal	07/31/2020		28,757.66	28,757.66
General Journal	08/31/2020		31,177.60	59,935.26
General Journal	09/30/2020		45,079.05	105,014.31
Total 402 · Property Tax Revenue			105,014.31	105,014.31
Total 400 · District Income			105,014.31	105,014.31
TOTAL			105,014.31	105,014.31

Fallbrook Regional Health District CHECK DETAIL REPORT

September 2020

Date	Num	Name	Memo	Amount
09/01/2020		Rock Rose School rent	Deposit	\$ 3,500.00
09/04/2020	8-2	Payroll	September 4, 2020 payroll	\$(13,598.36)
09/04/2020	8-3a	Payroll Taxes - Federal	September 4, 2020 pay period	\$ (3,738.19)
09/04/2020	8-3b	Payroll Taxes - State	September 4, 2020 pay period	\$ (668.46)
09/04/2020	EFT	ADP, LLC	9/4/20 payroll processing fee	\$ (257.95)
09/04/2020		Med+ Interest Payment	Deposit	\$ 1,650.00
09/09/2020	11508	Aztec Cleaning & Maintenance	Inv. 448032 and 448033	\$ (280.00)
09/09/2020	11509	Catalyst - Freeman White	Inv. 15117 - E. Mission Rd. development	\$(28,080.00)
09/09/2020	11510	Culligan of Escondido	Inv. 1080538	\$ (50.00)
09/09/2020	11511	First Impulse	Inv. 9825; relocate master station	\$ (260.00)
09/09/2020	11512	Glennie's Office Products, Inc.	8/31/20 stmt.	\$ (74.76)
09/09/2020	11513	Impact Marketing & Design, Inc.	Inv. IN20-0987; 250 masks	\$ (727.84)
09/09/2020	11514	Iron Mountain	Inv. CXDR400	\$ (1,816.43)
09/09/2020	11515	SDRMA	Inv. 33372; Dental & Vision August/September	\$ (689.20)
09/09/2020	11516	Springston Design LLC	Inv. 4100; September IT services	\$ (190.00)
09/09/2020	11517	Pamela Knox	Reimbursement: Medicare March - August 2020	\$ (867.60)
09/11/2020		BETA 2020/2021 dividend pmt.	Deposit	\$ 525.00
09/15/2020	EFT	Pacific Western Bank	Analysis Results Charge for August 2020	\$ (7.50)
09/16/2020		Reimb. of pre-paid benefits	Deposit	\$ 298.40
09/16/2020		Reimb. of pre-paid benefits	Deposit	\$ 239.13
09/16/2020		Medical records - witness fees	Deposit	\$ 45.00
09/17/2020		ADP refund for 8/20/20 payroll	Deposit	\$ 163.94
09/17/2020		ADP refund for 9/04/20 payroll	Deposit	\$ 172.04
09/18/2020	9-4	Payroll	September 18, 2020 payroll	\$(12,302.52)
09/18/2020	9-5a	Payroll Taxes - Federal	September 18, 2020 Pay Period	\$ (3,619.13)
09/18/2020	9-5b	Payroll Taxes - State	September 18, 2020 pay period	\$ (673.16)
09/18/2020	11518	Hospice of the Valleys	CHC 379 - PMT 1 OF 4 - REPLACES #11420	\$ (5,813.50)
09/18/2020	11519	24 Hour Elevator Inc.	Inv. 84432; July elevator service - bill wasn't sent	\$ (200.55)
09/18/2020	11520	AT&T U-Verse	8/27/20 inv. - Brandon Rd.	\$ (79.25)
09/18/2020	11521	AT&T U-Verse	8/27/20 inv. - E. Mission Rd.	\$ (98.12)
09/18/2020	11522	Aztec Cleaning & Maintenance	Inv. 448026 and 448031	\$ (360.00)
09/18/2020	11523	Jones, Edward	September 2020 contributions	\$ (200.00)
09/18/2020	11524	Profile Display, Inc.	Inv. 72593; economy logo button	\$ (99.00)
09/18/2020	11525	Schwab, Charles & Co., Inc.	September 2020 contributions	\$ (1,253.80)
09/18/2020	11526	Scott, Jeffrey G., Esquire	8/31/20 stmt.	\$ (3,990.00)
09/18/2020	11527	SDRMA	Inv. 33687	\$ (344.60)
09/18/2020	11528	Streamline	Inv. 106912	\$ (200.00)
09/18/2020	11529	Termin-8 Pest Control	Inv. 119827	\$ (125.00)
09/18/2020	11530	CSDA Visa - UMPQUA Bank	8/31/20 stmt.	\$ (401.65)
09/18/2020	11531	White Nelson Diehl Evans LLP	Inv. 208181	\$ (3,500.00)
09/18/2020	11532	CalPERS	8/14/20 and 9/14/20 inv.	\$ (7,148.89)
09/18/2020	EFT	ADP, LLC	9/18/20 payroll processing fee	\$ (99.64)
09/21/2020	11533	First Impulse	Inv. 9940; relocate phone	\$ (115.00)
09/21/2020	11534	Village News	Inv. 41270; COVID testing ads 8/13 and 8/20/20	\$ (1,165.50)

Fallbrook Regional Health District CHECK DETAIL REPORT

September 2020

09/21/2020	11535	Woodward, Susan	August accounting services	\$ (1,000.00)
09/21/2020	11536	Ramirez Landscape	Inv. 2040 and 3372	\$ (775.00)
09/23/2020	11537	Aztec Cleaning & Maintenance	Inv. 448029 and 448030	\$ (280.00)
09/23/2020	11538	Chisolm, John	9/14, 9/18, and 9/21/20 labor charges	\$ (145.00)
09/23/2020	11539	Fallbrook Directory	Deposit for District listing	\$ (192.00)
09/23/2020	11540	Fallbrook Glass, Inc.	Inv. 104077; Brandon Road door closures replaced	\$ (600.00)
09/23/2020	11541	Konica Minolta	Inv. 36288631	\$ (836.98)
09/23/2020	11542	Master Flow	Inv. 3552; A/C service call to Mission Road	\$ (500.00)
09/23/2020	9-20	August property tax received	9/23/20 actual post date	\$ 31,177.60
09/25/2020	11543	AT&T - phone lines	9/14/20 inv.	\$ (435.74)
09/25/2020	11544	Catalyst - Freeman White	Inv. 14868 and 14798	\$(28,135.00)
09/25/2020	11545	Chisolm, John	9/22/20 labor at Brandon Rd.	\$ (10.00)
09/25/2020	11546	Key, Darren	9/24/20 inv.; mulching at Brandon Rd.	\$ (75.00)
09/25/2020	11547	Ramirez Landscape	Inv. 2040 - bal. of payment for July services	\$ (175.00)
				<u>\$(88,484.21)</u>

CHECKBOOK REPORT JULY-SEPTEMBER 2020

COMMUNITY INVESTMENT FUND APRIL-JUNE 2020:

BEGINNING BALANCE:	\$ 9,261,896.41
FUNDS SPENT:	\$ 76,474.20
ENDING BALANCE:	\$ 9,185,422.21

(See attached report for itemized detail)

QUARTERLY TOTAL DUE FOR REIMBURSEMENT JULY-SEPT 2019:	\$ 76,474.20
--	---------------------

TOTAL COMMUNITY INVESTMENT FUNDS SPENT SINCE FISCAL YEAR BEGAN 7/1/20:	\$ 76,474.20
---	---------------------

OPERATIONS FUND JULY-SEPTEMBER 2020:

BEGINNING BALANCE:	\$ 429,169.20
DEPOSITS:	\$ 525,088.91
BILL PMTS./PAYROLL EXP./COMM. HEALTH CONTRACTS	\$ 647,666.57
ENDING BALANCE:	\$ 306,591.54

(See attached report for itemized detail)

JULY-SEPT 2020	\$ (647,666.57)
----------------	-----------------

TOTAL OPERATIONS FUNDS SPENT JULY 2020-JUNE 2021:	\$ (647,666.57)
--	------------------------

**FALLBROOK REGIONAL HEALTH DISTRICT
USES OF COMMUNITY INVESTMENT FUNDS
7/1/20 - 9/30/20**

COMMUNITY INVESTMENT FUND BEGINNING BALANCE 7/1/20: \$ 9,261,896.41

	Date	Name	Memo	Amount
570 · Mgmt./Maint. - E. Mission Road				
570.01 · Communications				
	07/08/2020	AT&T U-Verse	7/8/20 inv.	\$ 88.87
	09/08/2020	AT&T U-Verse	9/8/20 inv.	\$ 98.12
570.05 · Utilities				
	07/23/2020	FPUD	7/23/20 inv.	\$ 58.42
	07/23/2020	FPUD	7/23/20 inv.	\$ 264.55
	08/01/2020	Fallbrook Waste	8/1/20 inv.	\$ 72.00
	08/24/2020	FPUD	8/24/20 inv.	\$ 469.61
	08/24/2020	FPUD	8/24/20 inv.	\$ 58.42
	08/24/2020	SDG&E	8/24/20 inv.	\$ 539.79
	09/23/2020	FPUD	9/23/20 inv.	\$ 703.50
	09/23/2020	FPUD	9/2/20 inv.	\$ 58.42
	09/23/2020	SDG&E	9/23/20 inv.	\$ 471.24
570.06 · Independent Contract Services				
	07/08/2020	Sun Realty	E. Mission Road property management	\$ 300.00
	07/08/2020	Sun Realty	E. Mission Road labor expense	\$ 31.50
	08/17/2020	Sun Realty	E. Mission Road property management	\$ 1,275.00
	08/17/2020	Sun Realty	Labor/expense reimbursements	\$ 112.50
570.07 · Maintenance Services & Repairs				
	07/07/2020	Aztec Cleaning	Inv. 448043	\$ 100.00
	07/15/2020	Aztec Cleaning	Inv. 448022	\$ 100.00
	07/17/2020	Chisolm, John	7/17/20 labor charge	\$ 50.00
	07/21/2020	Aztec Cleaning	Inv. 448024	\$ 100.00
	07/25/2020	Gonzalez, Pedro	Trees cut down/trimmed at Mission Rd.	\$ 1,500.00
	07/31/2020	Ramirez Landscape	Inv. 3429; July landscaping - Mission Rd.	\$ 700.00
	08/07/2020	Chisolm, John	8/7/20 inv.; Mission Rd. - boys' bathroom repairs	\$ 20.00
	08/11/2020	Aztec Cleaning	Inv. 448038 - Mission Rd.	\$ 100.00
	08/31/2020	Ramirez Landscape	Inv. 2040; August landscaping less one week of serv	\$ 525.00
	08/31/2020	Ramirez Landscape	Inv. 2040; Balance of July landscaping per contract	\$ 175.00
	09/08/2020	Aztec Cleaning	Inv. 448033 - Mission Rd.	\$ 100.00
	09/14/2020	Chisolm, John	9/14/20; labor at Mission Road	\$ 10.00
	09/21/2020	Chisolm, John	9/21/20; labor at Mission Road	\$ 10.00
	09/22/2020	Master Flow	Inv. 3552; A/C service call to Mission Road	\$ 500.00
	09/22/2020	Chisolm, John	9/22/20; labor at Mission Rd.	\$ 10.00
	09/29/2020	Aztec Cleaning	Inv. 448027; Mission Rd.	\$ 100.00
	09/30/2020	Ramirez Landscape	Inv. 3440; September landscaping	\$ 700.00
570.19 · Insurance - General				
	07/31/2020	SDRMA	Property insurance	\$ 272.56
	08/31/2020	SDRMA	Property insurance	\$ 272.50
	09/30/2020	SDRMA	Property insurance	\$ 272.50
800.01 · Health Services and Clinics				
	07/28/2020	Dollar Tree	COVID-19 class supplies	\$ 9.70
	08/18/2020	Facebook	Facebook Post: Registration for COVID-19 testing sit	\$ 25.00
	09/14/2020	Facebook	Facebook advertising for COVID testing	\$ 5.00
830 · Community Investment Funds Used				
830.01 · Consultants				
	07/09/2020	Catalyst/Freeman White	Inv. 14948	\$ 10,000.00
	09/01/2020	Catalyst/Freeman White	Inv. 14798	\$ 7,735.00
	09/01/2020	Catalyst/Freeman White	Inv. 14868	\$ 20,400.00
	09/08/2020	Catalyst/Freeman White	Inv. 15117	\$ 28,080.00

JUL-SEPT 2020 TOTAL: \$ 76,474.20

COMMUNITY INVESTMENT FUND ENDING BALANCE 9/30/20: \$ 9,185,422.21

FALLBROOK REGINAL HEALTH DISTRICT OPERATIONS ACCOUNT 7/1/20 - 9/30/20

Date	Name	Memo	Debit	Credit	Balance
					\$429,169.20
07/01/2020	Scott & Jackson	EFT pmt for May/June 2020		\$ 12,180.00	\$416,989.20
07/01/2020	SDRMA	SDRMA		\$ 30,798.46	\$386,190.74
07/02/2020	Microsoft	Microsoft Office monthly subscription fee		\$ 49.50	\$386,141.24
07/03/2020	Payroll	07/03/20 payroll; accrued at 06/30/2020		\$ 14,034.06	\$372,107.18
07/03/2020	Payroll taxes	07/03/20 payroll; accrued at 06/30/2020		\$ 4,306.03	\$367,801.15
07/06/2020	Med+ Interest Payment	Deposit	\$ 1,700.00		\$369,501.15
07/06/2020	Rock Rose School rent	Deposit	\$ 3,500.00		\$373,001.15
07/06/2020	Copies of medical records	Deposit	\$ 7.45		\$373,008.60
07/08/2020	Be Well Therapy	CHC NO. 360 - PMT 1 OF 4		\$ 5,111.00	\$367,897.60
07/08/2020	Boys & Girls Club of North County	CHC 361 - PMT 1 OF 1		\$ 15,000.00	\$352,897.60
07/08/2020	Boys & Girls Club of North County	CHC 362 - PMT 1 OF 4		\$ 11,250.00	\$341,647.60
07/08/2020	Champions for Health	CHC 363 - PMT 1 OF 4		\$ 1,746.00	\$339,901.60
07/08/2020	Champions for Health	CHC 364 - PMT 1 OF 4		\$ 4,125.00	\$335,776.60
07/08/2020	D'Vine Path	CHC 365 - PMT 1 OF 4		\$ 4,380.00	\$331,396.60
07/08/2020	Fallbrook Food Pantry	CHC 366 - PMT 1 OF 4		\$ 30,000.00	\$301,396.60
07/08/2020	Fallbrook Food Pantry	CHC 367 - PMT 1 OF 4		\$ 8,825.00	\$292,571.60
07/08/2020	Fallbrook Land Conservancy	CHC 368 - PMT 1 OF 4		\$ 2,758.87	\$289,812.73
07/08/2020	Fallbrook Land Conservancy	CHC 369 - PMT 1 OF 4		\$ 3,464.75	\$286,347.98
07/08/2020	Fallbrook Senior Citizens Service	CHC 370 - PMT 1 OF 4		\$ 12,742.75	\$273,605.23
07/08/2020	Fallbrook Senior Citizens Service	CHC 371 - PMT 1 OF 4		\$ 31,071.11	\$242,534.12
07/08/2020	Fallbrook Smiles Project	CHC 373 - PMT 1 OF 4		\$ 11,685.00	\$230,849.12
07/08/2020	Fallbrook Union High School	CHC 373 - PMT 1 OF 4		\$ 6,250.00	\$224,599.12
07/08/2020	Foundation for Senior Care	CHC 374 - PMT 1 OF 4		\$ 13,456.99	\$211,142.13
07/08/2020	Foundation for Senior Care	CHC 375 - PMT 1 OF 4		\$ 17,627.08	\$193,515.05
07/08/2020	Foundation for Senior Care	CHC 376 - PMT 1 OF 4		\$ 24,662.63	\$168,852.42
07/08/2020	Foundation for Senior Care	CHC 377 - PMT 1 OF 4		\$ 25,320.15	\$143,532.27
07/08/2020	Foundation for Senior Care	CHC 378 - PMT 1 OF 4		\$ 13,041.76	\$130,490.51
07/08/2020	Hospice of the Valleys	CHC 379 - PMT 1 OF 4 (lost in mail & repl. on 9/18/20)		\$ -	\$124,677.01
07/08/2020	Michelle's Place	CHC 380 - PMT 1 OF 4		\$ 10,087.50	\$114,589.51
07/08/2020	Neighborhood Healthcare	CHC 381 - PMT 1 OF 4		\$ 3,750.00	\$110,839.51
07/08/2020	Palomar Family Counseling	CHC 382 - PMT 1 OF 4		\$ 9,312.95	\$101,526.56
07/08/2020	Palomar Family Counseling	CHC 383 - PMT 1 OF 4		\$ 16,645.20	\$ 84,881.36
07/08/2020	REINS	CHC 384 - PMT 1 OF 4		\$ 9,375.00	\$ 75,506.36
07/08/2020	REINS	CHC 385 - PMT 1 OF 4		\$ 19,875.00	\$ 55,631.36
07/08/2020	SSNAAPE	CHC 386 - PMT 1 OF 4		\$ 1,250.00	\$ 54,381.36
07/08/2020	Trauma Intervention Programs	CHC 387 - PMT 1 OF 4		\$ 2,500.00	\$ 51,881.36
07/10/2020	Aztec Cleaning & Maintenance	Inv. 448041 and 441043		\$ 280.00	\$ 51,601.36
07/10/2020	Catalyst - Freeman White	Inv. 14948; balance of Phase 1 contract		\$ 10,000.00	\$ 41,601.36
07/10/2020	County of SD-Audito & Controller	Billing of LAFCO cost for FY 2020-21; Inv. LC20-10		\$ 1,099.64	\$ 40,501.72
07/10/2020	CSDA-SD Chapter	Inv. 21-14; 2020-21 membership renewal		\$ 150.00	\$ 40,351.72

FALLBROOK REGINAL HEALTH DISTRICT OPERATIONS ACCOUNT 7/1/20 - 9/30/20

07/10/2020	Fallbrook Motors Service Center	Inv. 9098; fuel cap	\$	97.31	\$ 40,254.41
07/10/2020	Foundation for Senior Care	13 phones for E. Mission Road	\$	520.00	\$ 39,734.41
07/10/2020	Iron Mountain	Inv. CSZK775; SX302	\$	1,832.09	\$ 37,902.32
07/10/2020	Springston Design LLC	Inv. 4054	\$	190.00	\$ 37,712.32
07/17/2020	Aztec Cleaning & Maintenance	Inv. 448022 and 448040	\$	280.00	\$ 37,432.32
07/17/2020	Fallbrook Motors Service Center	Inv. 9165; fuel tank filler pipe	\$	284.86	\$ 37,147.46
07/17/2020	Low Voltage	Inv. 38032; 3rd quarter fire protection services	\$	503.00	\$ 36,644.46
07/17/2020	Pitney Bowes - Purchase Power	7/2/20 inv.	\$	201.00	\$ 36,443.46
07/17/2020	Streamline	Inv. 105998	\$	200.00	\$ 36,243.46
07/17/2020	Sun Realty	5.28-7.8.20 inv.	\$	856.50	\$ 35,386.96
07/17/2020	Jones, Edward	July 2020 contributions	\$	200.00	\$ 35,186.96
07/17/2020	Schwab, Charles & Co., Inc.	Juy 2020 contributions	\$	1,225.00	\$ 33,961.96
07/20/2020	Payroll Tax - State	July 20, 2020 pay period	\$	674.90	\$ 33,287.06
07/20/2020	Payroll Tax - Federal	July 20, 2020 pay period	\$	3,598.88	\$ 29,688.18
07/20/2020	Payroll	July 20, 2020 payroll	\$	12,338.18	\$ 17,350.00
07/24/2020	AT&T U-Verse	7/8/20 inv. - E. Mission Rd.	\$	88.87	\$ 17,261.13
07/24/2020	Aztec Cleaning & Maintenance	Inv. 448023 and 448024	\$	280.00	\$ 16,981.13
07/24/2020	CalPERS	7/14/20 inv.	\$	3,572.58	\$ 13,408.55
07/24/2020	Chisolm, John	7/17/20 labor charge	\$	50.00	\$ 13,358.55
07/24/2020	Key, Darren	S. Brandon Rd. labor to remove countertops/reinstall shel	\$	306.25	\$ 13,052.30
07/24/2020	Konica Minolta	Inv. 35902659	\$	836.98	\$ 12,215.32
07/24/2020	Master Flow	Inv. 3471	\$	275.00	\$ 11,940.32
07/24/2020	Termin-8 Pest Control	Inv. 119338	\$	125.00	\$ 11,815.32
07/24/2020	Vivify Painting	Deposit for S. Brandon Rd. painting (upstairs)	\$	1,000.00	\$ 10,815.32
07/29/2020	GoDaddy	Office 365 Business Premium Annual Renewal	\$	97.85	\$ 10,717.47
07/31/2020	June property tax received	7/21/20 actual post date	\$	18,347.07	\$ 29,064.54
07/31/2020	AT&T - phone lines	7/8/20 inv.	\$	233.31	\$ 28,831.23
07/31/2020	Aztec Cleaning & Maintenance	Inv. 448025	\$	180.00	\$ 28,651.23
07/31/2020	Fallbrook Local Locksmith	Inv. 2776	\$	559.20	\$ 28,092.03
07/31/2020	FPUD	7/23/20 inv. - Brandon Rd.	\$	237.57	\$ 27,854.46
07/31/2020	FPUD	7/23/20 inv. - E. Mission Rd.	\$	58.42	\$ 27,796.04
07/31/2020	FPUD	7/23/20 inv. - Brandon Rd.	\$	58.42	\$ 27,737.62
07/31/2020	Gonzalez, Pedro	Trees cut down/trimmed at E. Mission Rd.	\$	1,500.00	\$ 26,237.62
07/31/2020	Rotary Club of Fallbrook	Inv. 2019; July and August dues - Rachel Mason	\$	115.00	\$ 26,122.62
07/31/2020	SDG&E	7/23/20 inv. - E. Mission Rd.	\$	537.15	\$ 25,585.47
07/31/2020	SDG&E	7/23/20 inv. - Brandon Rd.	\$	672.60	\$ 24,912.87
08/02/2020	Microsoft credit for cancellation	Deposit	\$	39.92	\$ 24,952.79
08/05/2020	Rock Rose School rent	Deposit	\$	3,500.00	\$ 28,452.79
08/05/2020	Med+ Interest Payment	Deposit	\$	1,650.00	\$ 30,102.79
08/05/2020	Postage reimb. for medical record	Deposit	\$	2.20	\$ 30,104.99
08/05/2020	Payroll	August 5, 2020 payroll	\$	14,256.91	\$ 15,848.08
08/05/2020	Payroll Taxes - Federal	August 5, 2020 pay period	\$	3,836.28	\$ 12,011.80

FALLBROOK REGINAL HEALTH DISTRICT OPERATIONS ACCOUNT 7/1/20 - 9/30/20


08/05/2020 Payroll Taxes - State	August 5, 2020 pay period		\$ 661.57	\$ 11,350.23
08/07/2020 AT&T U-Verse	Account No. 146524365		\$ 98.49	\$ 11,251.74
08/07/2020 Aztec Cleaning & Maintenance	Inv. 448039		\$ 180.00	\$ 11,071.74
08/07/2020 Culligan of Escondido	Inv. 180295		\$ 50.00	\$ 11,021.74
08/07/2020 DMV	Registration renewal		\$ 220.00	\$ 10,801.74
08/07/2020 Fallbrook Waste & Recycling	8/1/20 inv. - E. Mission Rd.		\$ 72.00	\$ 10,729.74
08/07/2020 Fallbrook Waste & Recycling	8/1/20 inv. - S. Brandon		\$ 78.50	\$ 10,651.24
08/07/2020 FPUD	7/23/20 inv. - E. Mission Rd.		\$ 264.55	\$ 10,386.69
08/07/2020 Springston Design LLC	Inv. 4074; August IT services		\$ 190.00	\$ 10,196.69
08/07/2020 Woodward, Susan	July Accounting Services		\$ 1,000.00	\$ 9,196.69
08/10/2020 GoDaddy	Annual renewal of Email Plus		\$ 1,366.56	\$ 7,830.13
08/12/2020 Aztec Cleaning & Maintenance	Inv. 448037 and 448038		\$ 200.00	\$ 7,630.13
08/17/2020 Microsoft	Office 365 MyAnalytics		\$ 9.01	\$ 7,621.12
08/18/2020 July property tax received	8/18/20 actual post date	\$ 28,757.66		\$ 36,378.78
08/20/2020 Payroll Taxes - Federal	August 20, 2020 pay period		\$ 3,206.86	\$ 33,171.92
08/20/2020 Payroll Taxes - State	August 20, 2020 pay period		\$ 566.33	\$ 32,605.59
08/20/2020 Payroll	August 20, 2020 payroll		\$ 11,098.17	\$ 21,507.42
08/21/2020 Chisolm, John	8/7/20 inv.; E. Mission Rd. - bathroom repairs		\$ 20.00	\$ 21,487.42
08/21/2020 Fallbrook Local Locksmith	Inv. 2819; rekey two locks		\$ 154.96	\$ 21,332.46
08/21/2020 Glennie's Office Products, Inc.	7/31/20 stmt.		\$ 144.69	\$ 21,187.77
08/21/2020 Iron Mountain	Inv. CVVB197		\$ 1,938.86	\$ 19,248.91
08/21/2020 Jones, Edward	August 2020 contributions		\$ 200.00	\$ 19,048.91
08/21/2020 Langdon Floorcovering	Balance of inv. 20081		\$ 7,900.00	\$ 11,148.91
08/21/2020 Ramirez Landscape	Inv. 3429 and 4524		\$ 1,200.00	\$ 9,948.91
08/21/2020 Schwab, Charles & Co., Inc.	August 2020 contributions		\$ 1,253.80	\$ 8,695.11
08/21/2020 Scott, Jeffrey G., Esquire	7/31/20 stmt.		\$ 7,910.00	\$ 785.11
08/21/2020 Streamline	Inv. 106468		\$ 200.00	\$ 585.11
08/21/2020 CSDA Visa - UMPQUA Bank	7/31/20 stmt.		\$ 1,896.31	\$ (1,311.20)
08/21/2020 Vivify Painting	Inv. 16436; balance of painting - Brandon Rd.		\$ 9,950.00	\$ (11,261.20)
08/21/2020 ADP, LLC	8/20/20 payroll processing fee		\$ 235.67	\$ (11,496.87)
08/21/2020 Quarterly transfer to Op. Account	Per 8.12.20 Board meeting	\$ 192,000.00		\$ 180,503.13
08/21/2020 Catalyst expense to Op. Account	Per 8.12.20 Board meeting	\$ 232,000.00		\$ 412,503.13
08/31/2020 24 Hour Elevator Inc.	Inv. 85929; August maintenance		\$ 200.55	\$ 412,302.58
08/31/2020 AT&T - phone lines	8/14/20 inv.		\$ 301.66	\$ 412,000.92
08/31/2020 AT&T U-Verse	8/8/20 inv.		\$ 88.87	\$ 411,912.05
08/31/2020 Aztec Cleaning & Maintenance	Inv. 448032 and 448033		\$ 360.00	\$ 411,552.05
08/31/2020 Fallbrook Local Locksmith	Inv. 2886; desk locks installed		\$ 212.10	\$ 411,339.95
08/31/2020 FPUD	8/24/20 inv. - Brandon Rd.		\$ 253.40	\$ 411,086.55
08/31/2020 FPUD	8/24/20 inv. - Mission Rd.		\$ 58.42	\$ 411,028.13
08/31/2020 FPUD	8/24/20 inv. - Mission Rd.		\$ 469.61	\$ 410,558.52
08/31/2020 FPUD	8/24/20 inv. - Brandon Rd.		\$ 58.42	\$ 410,500.10
08/31/2020 Konica Minolta	Inv. 36097602		\$ 836.98	\$ 409,663.12

FALLBROOK REGINAL HEALTH DISTRICT OPERATIONS ACCOUNT 7/1/20 - 9/30/20

08/31/2020 North County Fire	EMSO Salary and Benefits 5/22/20 - 8/22/20	\$	17,227.23	\$392,435.89
08/31/2020 SDG&E	8/24/20 inv. - E. Mission Rd.	\$	539.79	\$391,896.10
08/31/2020 SDG&E	8/24/20 inv. - Brandon Rd.	\$	1,121.35	\$390,774.75
08/31/2020 Sun Realty	7/13/20 - 8/17/20 property management	\$	1,387.50	\$389,387.25
08/31/2020 Termin-8 Pest Control	Inv. 119601 - Brandon Rd.	\$	125.00	\$389,262.25
09/01/2020 Rock Rose School rent	Deposit	\$	3,500.00	\$392,762.25
09/04/2020 Payroll	September 4, 2020 payroll	\$	13,598.36	\$379,163.89
09/04/2020 Payroll Taxes - Federal	September 4, 2020 pay period	\$	3,738.19	\$375,425.70
09/04/2020 Payroll Taxes - State	September 4, 2020 pay period	\$	668.46	\$374,757.24
09/04/2020 ADP, LLC	9/4/20 payroll processing fee	\$	257.95	\$374,499.29
09/04/2020 Med+ Interest Payment	Deposit	\$	1,650.00	\$376,149.29
09/09/2020 Aztec Cleaning & Maintenance	Inv. 448032 and 448033	\$	280.00	\$375,869.29
09/09/2020 Catalyst - Freeman White	Inv. 15117 - E. Mission Rd. development	\$	28,080.00	\$347,789.29
09/09/2020 Culligan of Escondido	Inv. 1080538	\$	50.00	\$347,739.29
09/09/2020 First Impulse	Inv. 9825; relocate master station	\$	260.00	\$347,479.29
09/09/2020 Glennie's Office Products, Inc.	8/31/20 stmt.	\$	74.76	\$347,404.53
09/09/2020 Impact Marketing & Design, Inc.	Inv. IN20-0987; 250 masks	\$	727.84	\$346,676.69
09/09/2020 Iron Mountain	Inv. CXDR400	\$	1,816.43	\$344,860.26
09/09/2020 SDRMA	Inv. 33372; Dental & Vision August/September	\$	689.20	\$344,171.06
09/09/2020 Springston Design LLC	Inv. 4100; September IT services	\$	190.00	\$343,981.06
09/09/2020 Pamela Knox	Reimbursement: Medicare March - August 2020	\$	867.60	\$343,113.46
09/11/2020 BETA 2020/2021 dividend pmt.	Deposit	\$	525.00	\$343,638.46
09/15/2020 Pacific Western Bank	Analysis Results Charge for August 2020	\$	7.50	\$343,630.96
09/16/2020 Reimb. of pre-paid benefits	Deposit	\$	298.40	\$343,929.36
09/16/2020 Reimb. of pre-paid benefits	Deposit	\$	239.13	\$344,168.49
09/16/2020 Medical records - witness fees	Deposit	\$	45.00	\$344,213.49
09/17/2020 ADP refund for 8/20/20 payroll	Deposit	\$	163.94	\$344,377.43
09/17/2020 ADP refund for 9/04/20 payroll	Deposit	\$	172.04	\$344,549.47
09/18/2020 Payroll	September 18, 2020 payroll	\$	12,302.52	\$332,246.95
09/18/2020 Payroll Taxes - Federal	September 18, 2020 Pay Period	\$	3,619.13	\$328,627.82
09/18/2020 Payroll Taxes - State	September 18, 2020 pay period	\$	673.16	\$327,954.66
09/18/2020 Hospice of the Valleys	CHC 379 - PMT 1 OF 4 - Replaces #11420 sent 7/8/20	\$	5,813.50	\$322,141.16
09/18/2020 24 Hour Elevator Inc.	Inv. 84432; July elevator service - bill wasn't sent	\$	200.55	\$321,940.61
09/18/2020 AT&T U-Verse	8/27/20 inv. - Brandon Rd.	\$	79.25	\$321,861.36
09/18/2020 AT&T U-Verse	8/27/20 inv. - E. Mission Rd.	\$	98.12	\$321,763.24
09/18/2020 Aztec Cleaning & Maintenance	Inv. 448026 and 448031	\$	360.00	\$321,403.24
09/18/2020 Jones, Edward	September 2020 contributions	\$	200.00	\$321,203.24
09/18/2020 Profile Display, Inc.	Inv. 72593; economy logo button	\$	99.00	\$321,104.24
09/18/2020 Schwab, Charles & Co., Inc.	September 2020 contributions	\$	1,253.80	\$319,850.44
09/18/2020 Scott, Jeffrey G., Esquire	8/31/20 stmt.	\$	3,990.00	\$315,860.44
09/18/2020 SDRMA	Inv. 33687	\$	344.60	\$315,515.84
09/18/2020 Streamline	Inv. 106912	\$	200.00	\$315,315.84

**FALLBROOK REGINAL HEALTH DISTRICT
OPERATIONS ACCOUNT 7/1/20 - 9/30/20**

09/18/2020 Termin-8 Pest Control	Inv. 119827	\$	125.00	\$315,190.84
09/18/2020 CSDA Visa - UMPQUA Bank	8/31/20 stmt.	\$	401.65	\$314,789.19
09/18/2020 White Nelson Diehl Evans LLP	Inv. 208181	\$	3,500.00	\$311,289.19
09/18/2020 CalPERS	8/14/20 and 9/14/20 inv.	\$	7,148.89	\$304,140.30
09/18/2020 ADP, LLC	9/18/20 payroll processing fee	\$	99.64	\$304,040.66
09/21/2020 First Impulse	Inv. 9940; relocate phone	\$	115.00	\$303,925.66
09/21/2020 Village News	Inv. 41270; COVID testing ads 8/13 and 8/20/20	\$	1,165.50	\$302,760.16
09/21/2020 Woodward, Susan	August accounting services	\$	1,000.00	\$301,760.16
09/21/2020 Ramirez Landscape	Inv. 2040 and 3372	\$	775.00	\$300,985.16
09/23/2020 Aztec Cleaning & Maintenance	Inv. 448029 and 448030	\$	280.00	\$300,705.16
09/23/2020 Chisolm, John	9/14, 9/18, and 9/21/20 labor charges	\$	145.00	\$300,560.16
09/23/2020 Fallbrook Directory	Deposit for District listing	\$	192.00	\$300,368.16
09/23/2020 Fallbrook Glass, Inc.	Inv. 104077; Brandon Road door closures replaced	\$	600.00	\$299,768.16
09/23/2020 Konica Minolta	Inv. 36288631	\$	836.98	\$298,931.18
09/23/2020 Master Flow	Inv. 3552; A/C service call to Mission Road	\$	500.00	\$298,431.18
09/23/2020 August property tax received	9/23/20 actual post date	\$	31,177.60	\$329,608.78
09/25/2020 AT&T - phone lines	9/14/20 inv.	\$	435.74	\$329,173.04
09/25/2020 Catalyst - Freeman White	Inv. 14868 and 14798	\$	28,135.00	\$301,038.04
09/25/2020 Chisolm, John	9/22/20 labor at Brandon Rd.	\$	10.00	\$301,028.04
09/25/2020 Key, Darren	9/24/20 inv.; mulching at Brandon Rd.	\$	75.00	\$300,953.04
09/25/2020 Ramirez Landscape	Inv. 2040 - bal. of payment for July services	\$	175.00	\$300,778.04
			<u>\$ 525,088.91</u>	<u>\$ 647,666.57</u>
				<u>\$306,591.54</u>





**AGENDA
FINANCE COMMITTEE**

Wednesday, October 7, 2020 at 4:30 P.M.

In accordance with the current State of Emergency and the Governor's Executive Order N-25-20, of March 12, 2020 and N-33-20 of March 19, 2020, teleconferencing was used for this meeting. Board members, staff and members of the public were able to participate by webinar and members of the public were also able to participate by telephone.

1. Call to Order/Roll Call

Committee Chair Jennifer Jeffries called the meeting to order at 4:37 p.m.

In attendance: Committee Members Jennifer Jeffries & Barbara Mroz.

Executive Director Rachel Mason, Administrative Assistant Linda Bannerman, Accountant Susan Woodward, and Bookkeeper Wendy Lyon.

2. Public Comments

None

3. Review of Financial Statements for **August 2020**

1) Balance Sheet Comparison of **August 2020 to July 2020**

2) Income Statement for the Month Ended **August 31, 2020 & Fiscal Year to Date**

3) Profit & Loss Actual vs Budget **July 2020 to June 2021**

4) Profit & Loss Approved Annual Budget Overview **July 2020 – June 2021**

5) Local Agency Investment Fund (LAIF) Statement – **August 2020**

6) CalTrust Statement – **August 2020**

7) Property Tax Revenue – **July 2020 through June 2021**

8) Check Detail as of **August 2020**

The above listed financial statements were reviewed. It was noted that Report 3 (Profit & Loss YTD, Actual vs. Budget) has been revised to include two additional columns to show if the line item is over or under budget and the percentage. The accounting team was thanked for the requested revisions.

4. Board Member Comments and Future Agenda Items


Discussion ensued regarding Catalyst providing a presentation regarding their work to date at the October board meeting.

5. Adjournment

There being no further business, the meeting was adjourned at 4:51 p.m.

Jennifer Jeffries, Chair

Board Secretary/Clerk





AGENDA
REGULAR BOARD MEETING
Wednesday, October 14, 2020, 6:00 p.m.

In accordance with the current State of Emergency and the Governor’s Executive Order N-25-20, of March 12, 2020 and N-33-20 of March 19, 2020, teleconferencing was used for this meeting. Board members, staff and members of the public were able to participate by webinar and members of the public were also able to participate by telephone.

A. CALL MEETING TO ORDER / ROLL CALL / ESTABLISH A QUORUM / PLEDGE OF ALLEGIANCE

Chairman Howard Salmon called the meeting to order at 6:03 p.m.

In attendance: Directors Howard Salmon, Barbara Mroz, Bill Leach, Jennifer Jeffries, and Kate Schwartz-Frates.

Chief Executive Officer Rachel Mason, Legal Counsel Jeffrey Scott.

Staff members Linda Bannerman, Mireya Banuelos, Wendy Lyon, Tracy Rosalee and Pamela Knox. Accountant Susan Woodward.

Catalyst representatives: Sharon Conklin, Debbie Jacobs, Nick Brown, Ali Hobbs and Sharoni Mitra.

B. APPROVAL OF THE AGENDA

Action: It was moved by Director Jeffries, seconded by Director Mroz to approve the agenda as presented.

Motion carried: By the following roll call vote: 5-0

Director Salmon	Aye
Director Mroz	Aye
Director Leach.....	Aye
Director Jeffries	Aye
Director Schwartz-Frates.....	Aye

C. PUBLIC COMMENTS

None

D. PRESENTATIONS

D1. Health & Wellness Center – Catalyst

(See attached report from Catalyst) Steps 2 and 3 of Phase 2 are currently in process. There are three color-coded data bases – Population, Community Based Organizations and Qualitative (feedback from organizations). Population data was the focus of this report using the census tracts for our District. Social Determinants of Health were compared across census tracts. There was discussion regarding census tracts and our election zones. Further discussion ensued regarding the use of the Social Determinants of Health. There was expression of frustration at the amount of time required for this process. Catalyst representatives explained that all eight determinants are used at this time to understand how some, e.g., poverty, influences other determinants and could help to determine the District’s direction. Catalyst understands that the District will choose to focus on those Social Determinants of Health most appropriate and relative to our District.

E. CONSENT ITEMS

- E1. Approval of August 2020 Financial Statements
- E2. Minutes of September 2, 2020 Finance Committee Meeting
- E3. Minutes of September 9, 2020 Regular Board Meeting
- E4. Minutes of September 16, 2020 Strategic Planning Committee Meeting
- E5. Minutes of September 18, 2020 Facilities Committee Meeting

No members of the Board asked to pull any items for further discussion.

Action: It was moved by Director Jeffries, seconded by Director Mroz to approve the Consent Items as presented.

Motion carried by the following roll call vote. 5-0.

Director Salmon.....	Aye
Director Mroz.....	Aye
Director Leach.....	Aye
Director Jeffries.....	Aye
Director Schwartz-Frates.....	Aye

F. REPORTS/POSSIBLE ACTION

- F1. Finance Committee – Directors Jeffries and Mroz
Committee Chair Jeffries reviewed the financial statements for the month of August 2020. (Reports in the packet) It was recognized that the Profit & Loss YTD, Actual vs. Budget was revised to include two new columns to show if the line item is over or under budget and the percentage of the budget. The accounting team was thanked for the requested revisions.
- F2. Gov't and Public Engagement Committee – Directors Schwartz-Frates and Mroz
Committee Chair Schwartz-Frates reminded all that Federal, State, County and Local COVID-19 updates are available on the District's website. She noted COVID-testing and flu shots are now hosted by FRHD at the E. Mission Rd. site, and in De Luz and Rainbow to reach agricultural workers in those areas. The one portion of the annual Prostate Cancer Screening event available during the pandemic is the PSA lab screening. Director Schwartz-Frates drew attention to the Capitol Weekly publication and its reports of legislation. "This Week in Sacramento" was provided for perusal. Community Health Coordinator Mireya Banuelos reviewed the Community Engagement Plan, including the Social Media Report and Plan. (See attachments)
- F3. Facilities Committee – Directors Leach and Mroz
There had been no meeting in September. The Facilities Committee will meet again on October 23rd.
- F4. Strategic Planning Committee – Directors Salmon and Jeffries
Committee Chair Salmon said a major item of discussion at Strategic Planning in September was the formation of an FRHD wellness center charitable foundation. FRHD is tax exempt; however, it does not have 501(c)(3) status. The Strategic Planning Committee recommended that this item be brought before the full board for consideration. Following discussion, it was agreed that when the action item is brought to the Board of Directors, it will include language for all appropriate activities of the District.
Action: It was moved by Director Jeffries, seconded by Director Schwartz-Frates to place on the Board of Directors agenda consideration of the formation of a charitable foundation for appropriate activities of the District.
Motion carried by the following roll call vote: 4-0 (Director Leach lost internet connection)

Director Salmon.....	Aye
Director Mroz.....	Aye
Director Jeffries.....	Aye
Director Schwartz-Frates.....	Aye
Director Leach.....	Absent

The committee also considered the topic of an appropriate level of reserve for economic uncertainties. Each board committee is taking up this topic and awaiting data from Catalyst, the consultant assisting the District in planning the development of the East Mission Road property.

Lastly, Chairman Salmon congratulated Community Health Coordinator Mireya Banuelos on her work with the Community Collaborative for Health & Wellness (CCHW). There had been 27 virtual attendees at the last meeting with a very energized discussion.

- F5. Ad Hoc Steering Committee – Directors Leach and Mroz
Director Mroz recommended that in addition to the regular meetings of the Steering Committee, the members meet with the CEO once a week, following her weekly meeting with Catalyst.
- F6. Chief Executive Officer – Rachel Mason
Ms. Mason provided a COVID-19 update regarding testing dates, sites and the number of residents served. Flu shots will also be provided in October by CalFire, via the County. Two proposals for a property condition assessment (PCA) will be presented to the Facilities Committee at its October 23rd meeting. The PCA will identify those areas and systems that will require significant maintenance expenses and a replacements/maintenance schedule for other systems as we prepare to develop long range budgets.
Regarding Community Health Contracts (grants) the first quarter reports are due as of this date. Ms. Mason said the Cybergrants system is not as smooth as we had hoped it would be, so some revisions will be required. Efforts will be made to streamline the process and reevaluate the product. All progress reports will be posted online by November 1.
(See packet for full report)
- F7. General Counsel – Jeffrey Scott
Mr. Scott presented his Legislature Report saying the following:
The 2019/2020 is now officially over, ending one of the strangest years on record. The Governor had 513 bills reach his desk, signing 457 and vetoing 56. There were not many surprises in the actions he took, but in reading some of the messages on the bills he vetoed, the Governor noted the costs associated with the bills. This is a cautious note looking ahead to next year and the continued budget deficit that will undoubtedly be at the center of discussion in 2021. Mr. Scott then provided a recap of bills discussed over the year and their outcome. (See attached report)

G. BOARD MEMBER COMMENTS & ITEMS FOR SUBSEQUENT MEETINGS

- G1. Other Director/Staff discussion items
- G1a. Item(s) for future board agendas – Establishment of a FRHD charitable foundation.
- G1b. Announcements of upcoming events:
- **Fallbrook Scarecrow Days – October 1-31**
 - **COVID-19 Testing 8:00am-12:00pm & Flu Shots 1:00pm-3:00pm – Saturday, October 10th**, North County Fire Station #3, 2309 Rainbow Valley Blvd., Fallbrook
 - **Facilities Committee meeting – 3rd Friday October 23**, 10:30am, Virtual Meeting
 - **COVID-19 Testing 8:00am-12:00pm & Flu Shots 1:00pm-3:00pm – Wednesday, October 10th**, North County Fire Station #3, 2309 Rainbow Valley Blvd., Fallbrook
 - **Community Collaborative for Health & Wellness Committee (CCH&W) meeting – 3rd Wednesday, October 21**, 10:30am-noon, Virtual Meeting (See fallbrookhealth.org/calendar)
 - **Strategic Planning Committee meeting – 3rd Wednesday, October 21**, 5:00pm, Virtual Meeting
 - **COVID-19 Testing 8:00am-12:00pm & Flu Shots 1:00pm-3:00pm – Saturday, October 24th**, CAL FIRE Station #16, 39431 De Luz Rd., Fallbrook

- **FRHD/Catalyst Steering Committee meeting** – Friday, **October 30**, Virtual Meeting
- **Finance Committee meeting** – 1st Wednesday, **November 4**, 4:30pm, Virtual Meeting
- **November's Woman of Wellness meeting POSTPONED** – Monthly newsletters sent in lieu of meetings.
- **Veterans Day, November 11 – District Holiday**


G2. Next Regular Board meeting – **Thursday, November 12**, 2020, 6:00pm, Virtual Meeting

H. ADJOURNMENT

There being no further business, the meeting adjourned at 8:04 p.m.

Howard Salmon, Chairman

Board Secretary/Clerk





**MINUTES
FACILITIES COMMITTEE
Friday, October 23, 2020 at 10:30 A.M.**

In accordance with the current State of Emergency and the Governor's Executive Order N-25-20, of March 12, 2020 and N-33-20 of March 19, 2020, teleconferencing was used for this meeting. Board members, staff and members of the public were able to participate by webinar and members of the public were also able to participate by telephone.

1. Call to Order/Roll Call

Committee Co-chair Barbara Mroz called the meeting to order at 10:37 a.m.

In attendance: Committee Member: Barbara Mroz. CEO Rachel Mason. Property Manager Roy Moosa, James Whalen and Roselei Redrick.

2. Public Comments

None

3. Discussion Items

Proposals for property condition assessments were reviewed. AEI Consultants was chosen.

4. Update from J. Whalen Assoc. – James Whalen & Roselei Redrick

The consultants presented an updated site plan and reviewed the county MUP report. Additional information regarding property easements will be necessary. Rachel and Roy to look at real estate documents as follow up.

5. Update from Property Manager

Property Manager Roy Moosa said there was a car accident that damaged the sign at the Mission Road property. Rachel has the police report and will follow up.

6. Board comments and future agenda items

7. Adjournment

There being no further business, the meeting was adjourned at 11:07 a.m.

Bill Leach, Chair

Board/Secretary/Clerk

REPORTS/POSSIBLE ACTION

REPORTS/POSSIBLE ACTION

Government/Public Engagement Committee

GOVERNMENT & PUBLIC ENGAGEMENT COMMITTEE NOVEMBER 2020 REPORT

- a. [COVID-19 Information & Updates](#)
 - i. Federal
 - ii. State
 - iii. County
 - iv. Local
 - 1. [Health District's COVID-19 Response](#) *(See Community Engagement Report Attached)*
- b. Legislative
 - i. [Hurst+Brooks+Espinosa](#) "This Week in Sacramento" · October 30, 2020 *(Attached)*
- c. San Diego County & Live Well Updates
 - i. [County News Center](#)
 - ii. [Live Well @Home](#): Free resource to help community residents find tips and strategies to stay healthy in both mind and body while staying at home.
- d. FRHD and Community Event Updates *(See Community Engagement Report Attached)*

This Week in Sacramento

INFORMATION & INSIGHTS FROM HURST BROOKS ESPINOSA ■ OCTOBER 30, 2020

Assembly Health Committee Holds Informational Hearing on Health Care Affordability and Costs

The Assembly Health Committee met on Tuesday for a lengthy discussion of issues related to health care affordability. Topics examined included health care cost drivers; availability of cost, price and spending data in California; health care industry consolidation; and option to control costs. The panels were primarily made up of academic researchers presenting studies and data related to the topic, as well as representatives from state departments and agencies providing information about what data California currently collects. The agenda, background material, and speaker presentations can be found [here](#).

It is clear from the discussion and the framing of the hearing that the Healthcare Payments Data Program (HPD), which will create California's all payers claims database, is an integral component to better understanding health care costs in California – and will ultimately help policy makers craft solutions to address costs. Assembly Members were very interested in the presentations and engaged in discussions about issues related to rural and small hospitals. In follow-up to this week's hearing, Assembly Health is holding a second informational hearing on November 17 focused on health care consolidation and its impacts on prices.

COVID-19 Scientific Safety Review Workgroup

Governor Newsom announced this week that the states of Washington, Oregon and Nevada have joined California's COVID-19 Scientific Safety Review Workgroup, which will independently review the safety and efficacy of any COVID vaccine approved by the FDA for distribution. The Governors of Washington, Oregon and Nevada will identify public health experts to join California's workgroup; members of California's workgroup can be found [here](#). Health experts will review any vaccine that receives federal approval and verify its safety before California, Washington, Oregon and Nevada will make the vaccine available to the public.

Worth Noting: US Treasury Releases CRF Desk Review Procedures for Prime Recipients

This week, the United States Department of Treasury released its [desk review procedures](#) for prime recipients of CARES Act Coronavirus Relief Funds. States, counties, and cities that received direct allocations from the federal government of CRF funds are required to report expenditure data to Treasury via its GrantSolutions portal. The Treasury Office of Inspector General will use the desk review procedures to evaluate the documentation associated with expenditures reported via the portal. The desk review may result in a site visit to the prime recipient for a more in-depth review or a recommendation for audit.

New Homekey Awards Announced

Governor Gavin Newsom visited a West Sacramento motel to [announce](#) the final round of awards for Project Homekey, with \$129.6 million awarded to nine jurisdictions for 17 projects totaling 982 units. Last week's awards [announcement](#) included \$81.4 million to five jurisdictions for six projects totaling 430 units. The final tally for Project Homekey is more than \$835.6 million awarded to 48 jurisdictions for 93 projects totaling 6,055 units across the state.

Governor Signs Executive Order

This week, Governor Newsom signed Executive Order [N-83-20](#), directing CalTRANS to create a process for issuing temporary encroachment permits enabling commercial activities in the state highway right-of-way, allowing businesses located along state highways to expand their outdoor dining options onto sidewalks and parking areas, where safety permits. The order also allows people 70 years of age or older to renew their drivers' licenses by mail and extends provisions related to deadlines for the payment of real estate license application and renewal fees and continuing education requirements for licensees.

No Place Like Home News

The State Treasurer's Office announced the sale of \$450 million in revenue bonds by the California Health Facilities Financing Authority for the State's No Place Like Home (NPLH) program. Proceeds from the bond sale will be used by the California Department of Housing and Community Development (HCD) via awards to counties to assist in the production of permanent supportive housing for people who are experiencing homelessness or chronic homelessness, those who are at risk of chronic homelessness, and those in need of mental health services.

To that end, HCD has announced the release of the [Amended 2020 Guidelines](#), [Round 3 Competitive Notice of Funding Availability \(NOFA\)](#), and [Amended Noncompetitive NOFA](#) for the NPLH program. Round 3 applications are due **January 19, 2021**. HCD is also hosting a webinar on the NPLH NOFA on Tuesday, November 17, 2020 from 9:00 a.m. to noon. Register [here](#).

State Treasurer Announces Mental Health and Wellness Grants

About \$36.7 million in mental health wellness grants for children and youth are available from the California Health Facilities Financing Authority (CHFFA), State Treasurer Fiona Ma announced this week. The competitive grant program funds facility acquisition, construction and/or renovation, equipment acquisition, and applicable program startup or expansion costs for crisis residential treatment facilities, crisis stabilization facilities, mobile crisis support teams, and family respite care.

The deadline for counties to apply for grants is **January 29, 2021** at 5:00 p.m. Non-profit corporations are also encouraged to contact their counties to apply jointly.

CHFFA will distribute the funds through the Investment in Mental Health Wellness Grant Program for Children and Youth. For more information or to submit an application, please visit [CHFFA's website](#).

Please feel free to contact any one of us at Hurst Brooks Espinosa with questions ...

JEAN HURST
916-272-0010 | jkh@hbeadvocacy.com

KELLY BROOKS
916-272-0011 | kbl@hbeadvocacy.com

ELIZABETH ESPINOSA
916-272-0012 | ehe@hbeadvocacy.com

NOVEMBER 2020 COMMUNITY ENGAGEMENT REPORT

DISTRICT EVENTS/COMMUNITY ENGAGEMENT EFFORTS:

[Drive-Up COVID Testing/Flu Shots in De Luz, Fallbrook and Rainbow](#)

Offered by CALFIRE/San Diego County Fire, Fallbrook Regional Health District, North County Fire Protection District, in cooperation with San Diego County HHSA.

De Luz | Nov 4th, 8am-3pm, CALFIRE Station 16, 39431 De Luz Rd.

Rainbow | Nov 6th & 20th, 8am-3pm at Vallecitos Elementary School, 5211 5th St.

Fallbrook | Nov 13th & 24th, 8am-3pm at FRHD Wellness Center, 1636 E. Mission Rd.

COVID-19 Tests Administered by Date:

June 15: 120	June 30: 355	July 14: 271	July 28:184
August 4: 95	August 18: 115	August 25: 85	September 1: 46
September 15: 77	September 29: 61	October 7:37	October 10: 51
October 13: 66	October 21: 73	October 24: 53	October 27: 73
November 4: 40			

Woman of Wellness (WOW)—monthly newsletter

Our goal is to keep in touch, provide updates about the District, provide something educational, and incorporate some fun too. To sign up for the monthly newsletter e-mail [Pam Knox](#).

Prostate Cancer Screening—Oct 19-Nov 6

Digital and PSA screening is recommended annually for men over the age of 50 and for men over 40 with a family history of prostate cancer. The Health District has traditionally offered a digital exam and a PSA screening, this year, we offered male residents the PSA blood tests only. Twenty-two gentlemen were screened this year.

Community Collaborative for Health & Wellness—Oct 21 | 10:30am-12:00pm

To sign up for meeting notifications and updates e-mail co-facilitator [Mireya Banuelos](#).

WEBSITE:

COVID-19 Information & Updates

- [Health District's COVID-19 Response](#)
- [COVID-19 AM Briefing](#)
 - [COVID-19 Cases](#) in 92028: 658 & 92003:52 *data through Nov 3, updated Nov 4

Safe Re-Opening Kits for Local Businesses

If you have a business in our Health District please call us at [\(760\) 731-9187](tel:7607319187) for the most current number of available supplies/kits. Number of items provided to businesses in the Health District as of Nov 5:

Thermometers: 48

Masks: 1,011

Shields: 617

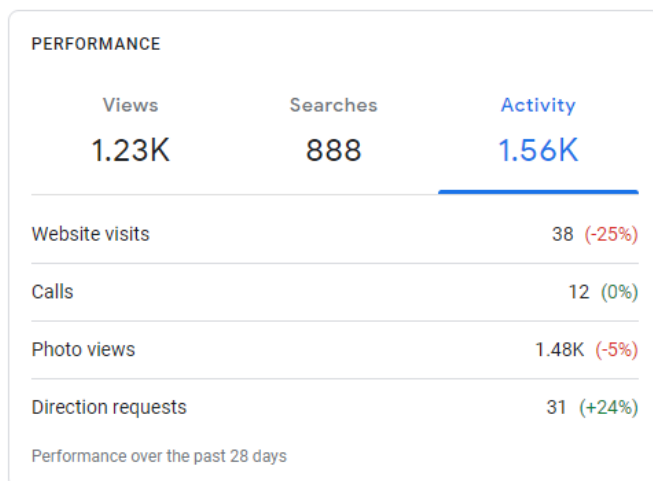
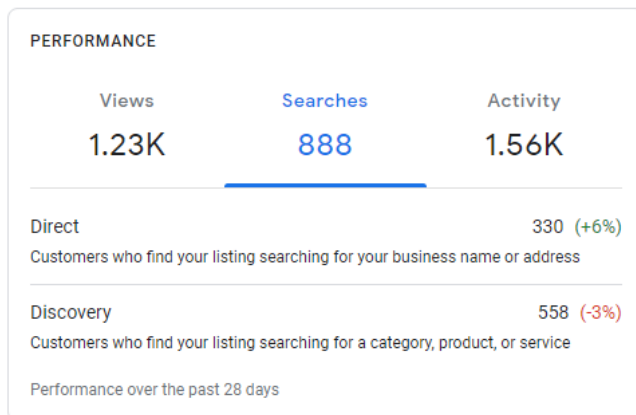
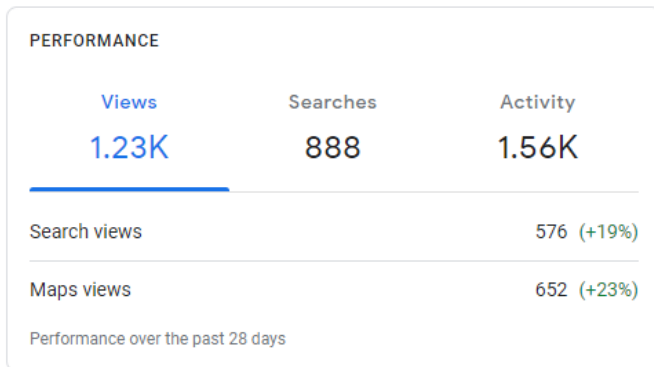
Need a Facemask? We've Got You Covered.

Health District Residents, call us at [\(760\) 731-9187](tel:7607319187) to pick up yours! Number of items provided to individuals in the Health District as of Nov 5:

Masks: 503

Shields: 667

Performance on Google



Keep in mind that the number of calls reported above are calls initiated within the google browser and do not include all calls received at the Health District Office

SOCIAL MEDIA

Instagram [@fallbrookhealth](#)

Facebook [@FallbrookHealthDistrict](#)

November Plan

- San Diego County COVID-19 Testing/Flu Shot Events
 - De Luz, Fallbrook, & Rainbow Dates
- County Updates
- “Health District COVID-19 AM Briefing”
- Community Health Contract Grant Recipients
 - Acknowledgment Posts
 - Grantee Events
- [National Health Observances](#) & Other Health Promotion Campaigns
 - [American Diabetes Month](#)
 - [Lung Cancer Awareness Month](#)
 - [National Hospice and Palliative Care Month](#)
 - [Pancreatic Cancer Awareness Month](#)
 - [Great American Smokeout \(Nov. 19\)](#)
- [Healthy People 2020/CDC](#) Social Determinants of Health(SDoH)
 - Economic Stability: our grantees, the Fallbrook Food Pantry & the Fallbrook Senior Center are addressing food insecurity which can improve economic stability in our Health District

Facebook Insights: Oct 29- Nov 4

Organic Page Data

New Page Likes: 60% ▲

Post Reach: 7% ▲

Post Engagement: 42% ▲

[November Health Promotion Campaigns](#)

[American Diabetes Month](#)

NOVEMBER IS AMERICAN DIABETES MONTH

Diabetes affects nearly 1 in every 10 Americans. 1 in 5 of those Americans are unaware that they have the disease.



Symptoms can present themselves in the form of increased thirst, constant hunger, blurred vision, tingling in hands, and sudden weight loss.



Take steps today to prevent type 2 diabetes. You can take preventative measures by eating healthy, watching your weight, exercising regularly, and getting regular check-ups with your healthcare provider.

Fallbrook Regional
HEALTH DISTRICT

National Hospice and Palliative Care Month

NATIONAL HOSPICE AND PALLIATIVE CARE MONTH

What is the difference between hospice and palliative care?

Palliative care improves quality of life for individuals facing life threatening illnesses; whereas hospice care focuses on helping individuals and their families make end-of-life decisions.

When a loved one is dying, they typically require an estimated 54 hours per week of care. That is where hospice and palliative care resources make all the difference.



Fallbrook Regional
HEALTH DISTRICT



Pancreatic Cancer Awareness Month

PANCREATIC CANCER AWARENESS MONTH

Pancreatic cancer is the third deadliest cancer behind lung and colorectal. Please, take some time this month to learn the signs and help raise awareness.

98% of people who are diagnosed with pancreatic cancer die from the disease. Early detection significantly increases survival rates.

Sudden weight loss, changes in stool, nausea jaundice, and recent onset diabetes are all symptoms of pancreatic cancer. See your doctor if you are experiencing one or more of these unexplained symptoms.



Fallbrook Regional
HEALTH DISTRICT



REPORTS/POSSIBLE ACTION
Ad Hoc Steering Committee

Fallbrook Regional Health District Health and Wellness Center

Steering Committee

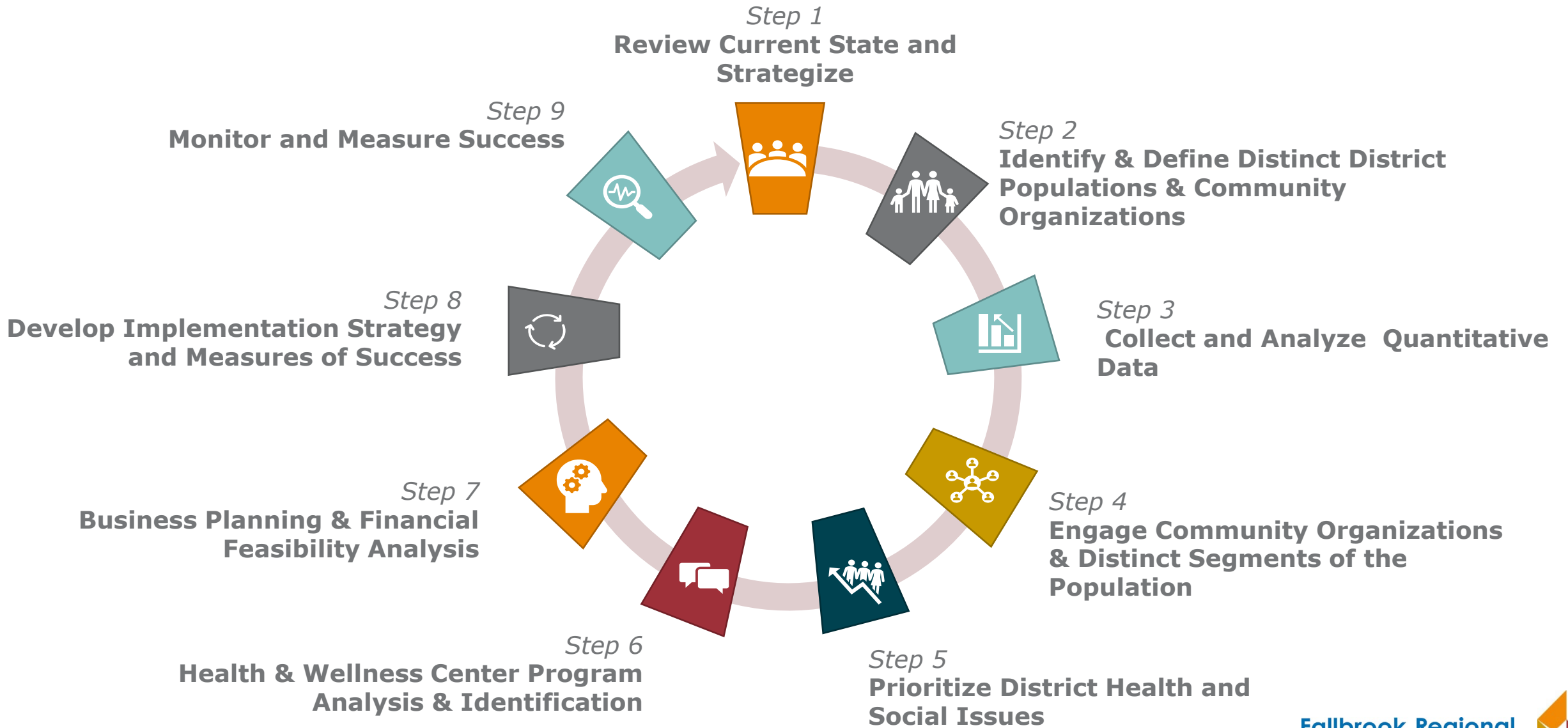
October 30, 2020



Steering Committee Meeting Agenda

- Review Project Status
- Census Tract Locations
- Census Tract SDOH Analysis and Prioritization
- SDOH Discussion
- Population Review
- Feedback Session Discussion
- Action Items/Discussion

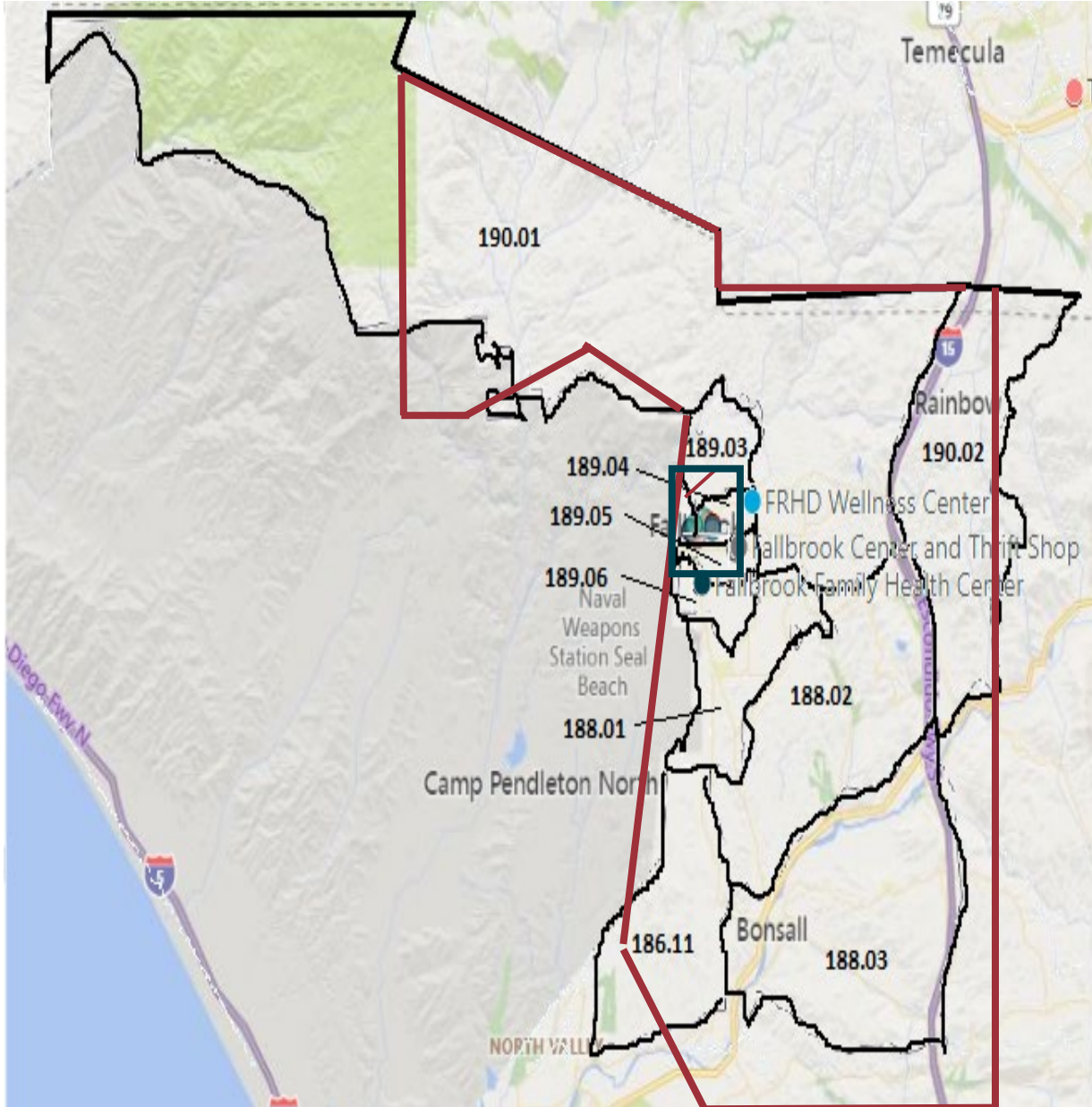
FRHD Health and Wellness Center: Phase 2



FRHD Health and Wellness Center: Phase 2

	Project Month	August					September				October				November				December				January				February				
		1	2	3	4	5	6	7	8	9	10	11	12	13	14	15	16	17	18	19	20	21	22	23	24	25	26	27	28	29	30
	Project Week	3-Aug	10-Aug	17-Aug	24-Aug	31-Aug	7-Sep	14-Sep	21-Sep	28-Sep	5-Oct	12-Oct	19-Oct	26-Oct	2-Nov	9-Nov	16-Nov	23-Nov	30-Nov	7-Dec	14-Dec	21-Dec	28-Dec	4-Jan	11-Jan	18-Jan	25-Jan	1-Feb	8-Feb	15-Feb	22-Feb
Review Current State & Strategy		[Grey bar]																													
Identify/Define Distinct Pop & CBO		[Grey bar]																													
Steering Committee Meeting 1				SC1																											
Collect and Analyze Data		[Grey bar]																													
Board Kick-off Meeting							9-Sep																								
Steering Committee Meeting 2									SC2																						
Board Meeting 1											14-Oct																				
Engage CBO and Distinct Pop Groups																															
Virtual Feedback Sessions																															
In-Person Feedback Sessions																															
Steering Comm. Meeting 3													SC3																		
Board Meeting 2															11-Nov																
Prioritize District Health & Social Needs																															
Health & Wellness Center Program Analysis & ID																															
Steering Committee 4																															
Board Facilitation 1																															
Business Planning/Fin Feasibility																															
Steering Committee 5																															
Implementation & Measures of Success																															
Board Meeting 3																															
Monitor and Measure																															

FRHD Census Tracts



City Relationship	Census Tract
Bonsall	186.11
Bonsall	188.01
Bonsall	188.02
Bonsall	188.03
Fallbrook	189.03
Fallbrook	189.04
Fallbrook	189.05
Fallbrook-South	189.06
De Luz	190.01
Rainbow	190.02

SDOH by Census Tract

Percentile ranking relative to California

Census Tract	186.11	188.01	188.02	188.03	189.03	189.04	189.05	189.06	190.01	190.02
City	Bonsall	Bonsall	Bonsall	Bonsall	Fallbrook	Fallbrook	Fallbrook	Fallbrook	De Luz	Rainbow
HPI Score (Percentile)*	50.1	70.4	52.3	71.3	26.0	18.2	29.8	37.7	52.3	52.0
Economic	53.7	53.1	47.7	64.0	22.8	22.6	20.8	24.0	56.5	46.7
Education	34.3	84.5	9.0	58.3	10.3	3.3	19.0	37.5	51.1	34.6
Transportation	26.4	42.8	77.7	44.0	71.1	9.7	67.5	53.2	33.8	89.0
Social	52.9	93.5	96.0	96.4	58.5	58.2	54.1	63.9	50.4	72.5
Neighborhood	21.1	17.5	18.7	41.4	18.5	47.9	19.6	33.5	23.6	21.8
Healthcare Access	72.9	63.0	52.5	65.7	10.0	11.7	24.3	34.8	37.6	44.2
Housing	51.5	48.4	79.7	66.9	40.0	22.3	60.0	50.2	85.2	57.4
Clean Environment	66.9	89.2	87.0	85.8	86.2	87.0	88.0	85.3	44.3	65.6

HPI Score is rolled up SDOH

SDOH Quartile Rankings by Census Tract

Percentile ranking relative to California

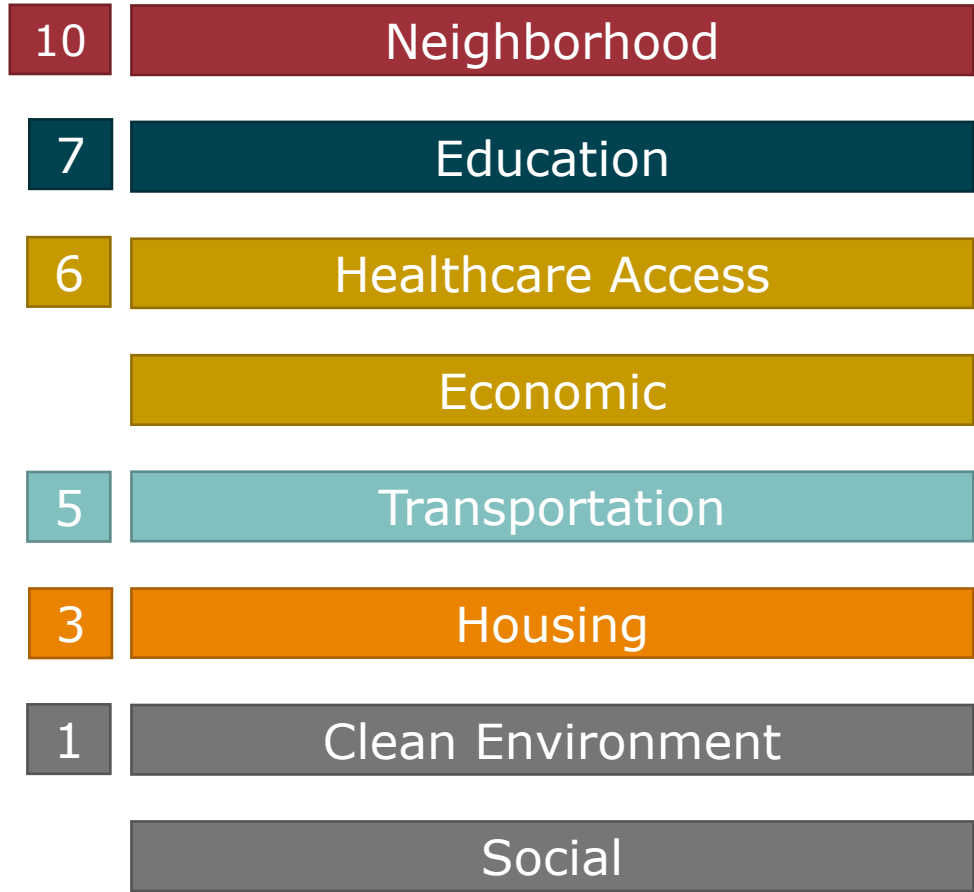
Census Tract	186.11	188.01	188.02	188.03	189.03	189.04	189.05	189.06	190.01	190.02	
City	Bonsall	Bonsall	Bonsall	Bonsall	Fallbrook	Fallbrook	Fallbrook	Fallbrook	De Luz	Rainbow	Number of Tracts Below 50 Percentile
HPI Score	3	3	3	3	2	1	2	2	3	3	4
Economic	3	3	2	3	1	1	1	1	3	2	6
Education	2	4	1	3	1	1	1	2	3	2	7
Transportation	2	2	4	2	3	1	3	3	2	4	5
Social	3	4	4	4	3	3	3	3	2	3	1
Neighborhood	1	1	1	2	1	2	1	2	1	1	10
Healthcare											
Access	3	3	3	3	1	1	1	2	2	2	6
Housing	3	2	4	3	3	1	3	2	4	3	3
Clean											
Environment	3	4	4	4	4	4	4	4	2	3	1

1	1	25	Bottom Quartile
2	26	50	
3	51	75	
4	76	99	Top Quartile

SDOH Priorities

Ranked by Number of Census Tracts Below 50th Percentile

Priority SDOHs will inform the conversations to be had with the community feedback groups



SDOH Overview (1/2)

	Neighborhood 10/10	Education 7/10	Economic 6/10	Healthcare Access 6/10	Transportation 5/10
Indicators	<ul style="list-style-type: none"> Alcohol Availability Park Access Retail Density Supermarket Access Tree Canopy 	<ul style="list-style-type: none"> College Degree or Higher HS Enrollment Pre-School Enrollment 	<ul style="list-style-type: none"> Above Poverty Employed Median HH Income 	<ul style="list-style-type: none"> Insured Adults 	<ul style="list-style-type: none"> Auto Access Active Commuting
Relationship to Health	<ul style="list-style-type: none"> Support physical activity Reduce chronic disease Improved nutrition and health Trees reduce stress and promote health Mitigate impact of climate change 	<ul style="list-style-type: none"> Increased life expectancy Decrease chronic disease/infant mortality Improved cognitive skills and decision making Build social skills 	<ul style="list-style-type: none"> Positive outcome on health outcomes Decreased infant mortality Decreased elderly disability rates Decreased mental health rates 	<ul style="list-style-type: none"> Insurance is a strong predictor of access to health and outcomes 	<ul style="list-style-type: none"> Access to work, school, recreation, healthy foods, healthcare, etc. Active commuting <ul style="list-style-type: none"> Physical exercise Social interaction Reduces air pollution
Program Examples	<ul style="list-style-type: none"> Provide access to trails and park Farmers' market Nutrition/cooking programs Retail tenants Stress reduction prog 	<ul style="list-style-type: none"> Early childhood education Parental support groups Study hall/tutors Adult classes 	<ul style="list-style-type: none"> Workforce Development Skills training Employment opportunities 	<ul style="list-style-type: none"> Help to apply for health assistance prog Health and wellness programs Health fairs Screening vaccinations Vision screening 	<ul style="list-style-type: none"> Enable active commuting Offer transportation options



SDOH Overview (2/2)

	Housing 3/10	Social & Family 1/10	Clean Environment 1/10
Indicators	<ul style="list-style-type: none"> • Homeownership • Housing Habitability • Low Income HO Severe Housing Cost Burden • Uncrowded Housing 	<ul style="list-style-type: none"> • 2-parent HH • Voting 	<ul style="list-style-type: none"> • Air-Diesel PM • Safe Drinking Water • Air-Ozone • Air- PM 2.5
Relationship to Health	<ul style="list-style-type: none"> • Stress and depression • Communicable diseases • Children’s wellbeing • Child educational outcomes • Asthma, injury, poisoning • Lack of nutrition and medical care 	<ul style="list-style-type: none"> • Reduce isolation and loneliness • Meaningful relationships improve overall feelings of wellbeing 	<ul style="list-style-type: none"> • Disease prevention • Reduction of cardiovascular and respiratory diseases • Reduction of poor birth outcomes and premature deaths
Program Examples	<ul style="list-style-type: none"> • Address health issues as a result of poor housing opportunities 	<ul style="list-style-type: none"> • Home visitation program • Social programs • Volunteer programs • Pet therapy • Art/music programs 	<ul style="list-style-type: none"> • Home safety • Education on air quality • Education on clean drinking water

Census Tract Demographics

Census Tract	186.11	188.01	188.02	188.03	189.03	189.04	189.05	189.06	190.01	190.02
City	Bonsall	Bonsall	Bonsall	Bonsall	Fallbrook	Fallbrook	Fallbrook	Fallbrook	Deluz	Rainbow
Total Population	8052	3614	8122	4564	4861	5640	6765	6033	5946	1759
White - Non-Latino	44%	75%	81%	70%	47%	42%	32%	43%	74%	52%
Latino	35.5%	18.9%	12.6%	22.3%	48.3%	53.3%	61.6%	50.1%	20.5%	42.5%
Median Age	35.9	49.3	56.6	46.2	36.3	32.9	30.7	32.3	52.8	38.9
Average Income	\$34,057	\$45,643	\$48,257	\$44,998	\$23,331	\$28,489	\$30,499	\$31,181	\$34,812	\$30,601
Employed (percentile)	18.75	23.52	10.68	52.69	17.64	21.15	15.85	12.40	47.81	12.83
Communiting (Car Alone)	82%	81%	76%	73%	73%	68%	69%	69%	69%	79%
Insured Adults (percentile)	72.9	63.0	52.5	65.7	10.0	11.7	24.3	34.8	37.6	44.2
Disability Total	8.5%	9.8%	10.3%	10.0%	7.6%	8.7%	8.9%	8.9%	9.7%	6.7%
Homeownership	69.4%	84.4%	81.3%	75.3%	51.6%	64.5%	68.9%	66.8%	72.7%	68.0%
Average Rent	\$3,010	\$1,967	\$1,844	\$1,975	\$2,526	\$1,916	\$1,757	\$2,017	\$1,677	\$676
Population	268	67	125	209	466	604	741	675	191	175
Completed 0-8 Years Elementary School	3.3%	1.9%	1.5%	4.6%	9.6%	10.7%	11.0%	11.2%	3.2%	9.9%
Population Graduated	1096	660	1117	736	883	959	904	807	1053	392
From High School	13.6%	18.3%	13.8%	16.1%	18.2%	17.0%	13.4%	13.4%	17.7%	22.3%
with Some College and No Degree	1227	742	1806	798	800	964	1030	905	1356	444
	15.2%	20.5%	22.2%	17.5%	16.5%	17.1%	15.2%	15.0%	22.8%	25.2%
with Bachelor's Degree from a College	1721	644	1815	1138	591	574	556	640	1215	254
	21.4%	17.8%	22.3%	24.9%	12.2%	10.2%	8.2%	10.6%	20.4%	14.4%
with Grad/Prof Degree from a College	1183	435	1202	582	248	127	275	303	721	123
	14.7%	12.0%	14.8%	12.8%	5.1%	2.3%	4.1%	5.0%	12.1%	7.0%

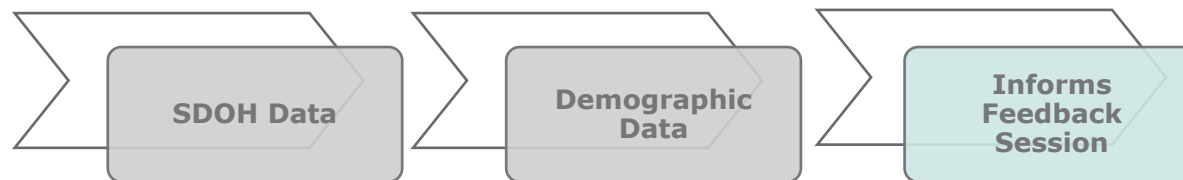
Percentages of the total population in the census tract.

Summary of Key Demographic Attributes

- Most populated census tracts are Bonsall (186.11) and (188.03) each with approx. 8,000 residents
- Fallbrook census tracts have unique challenges (189.03-.05)
 - Densely populated
 - Higher Latino population
 - Lower median age
 - Lower average income and home ownership with higher rents
 - More likely not to have a car to commute
 - Lower quartile for “Insured Adults” relative to CA
- Prevalent retired population in Bonsall (188.01-.03) and De Luz (190.01)
- Bonsall census tracts have higher average income levels
- 8 out the 10 census tracts are in the lower quartile for “Employed” relative to CA
- Bonsall and De Luz residents more likely to have a car
- All census tracts have a population of disabled individuals from 6.7% to 10.3%
- While high school graduation rates are more consistent across census tracts, percentage of the population with post high school education is significantly less in the Fallbrook census tracts

Review of Preliminary List of Feedback Groups

Proposed Feedback Groups	Demographic Attributes To Include							
	Latino	Non-Latino	HH with Children	Students HS and Post HS	Seniors	Fallbrook	Outside Fallbrook	Physically Mentally Disabled
Families	X	X	X			X	X	X
Parent Leaders	X	X	X			X	X	X
ESL Learners	X					X	X	X
HS Students	X	X		X		X	X	X
Young Adults	X	X		X		X	X	X
Seniors	X	X			X	X	X	X
Agricultural Workers	X	X	X	X		X	X	X
Military	Dependent on input from Military point of contact							



Next Steps

- Board Meeting 11/12
- Develop engagement approach and methodology

REPORTS/POSSIBLE ACTION
Chief Executive Officer – Rachel Mason

CHIEF EXECUTIVE OFFICER'S REPORT - NOVEMBER

COVID-19 Updates:

- Testing: We continue to partner with NC Fire and CalFire to provide COVID-19 testing (provided 1,792 tests TD):
 - 6/15 (120 served); 6/30 (355 served); 7/14 (271); 7/28 (184); 8/4 (95); 8/18 (105); 8/25 (85), 9/1 (46), 9/15 (77), 9/29 (61), 10/7 (37), 10/10 (51), 10/13 (66:30)*, 10/21 (73:32), 10/24 (53:19), 10/27 (73:25), and 11/4 (40:13). *the second number represents the flu shot vaccines given that same day.

As of October, we have been able to expand access to these tests by supporting sites in De Luz and Rainbow. Mireya was able to get us connected to the Farmworkers Care Coalition and the Vista Community Clinic which is instrumental in assisting us with getting the notice out about these testing sites.

- November - we now will have testing in Rainbow at the Vallecitos Elementary School on the 1st and 3rd Fridays and at the Mission property on the 2nd and 4th Fridays. All of the local school districts have been connected to these sites as part of their routine screenings.
- Flu Shots – We purchased an approved vaccination refrigerator, being housed and monitored at the NC Fire admin bldg. (it is still awaiting County approval), this item will allow for future vaccination events that NC Fire and FRHD can host together.

Community Health & Wellness Center:

- See Steering Committee presentation.

Facilities:

- The property condition assessment was performed on 11/5 by AEI Consultants. Their report is due to me on or before the 13th.
 - The PCA will identify those areas and systems that will require significant maintenance expenses (HVAC, paving/seal the parking lot, water seepage into the elevator shaft), and will provide a replacements/maintenance schedule for other systems as we prepare our long range budgets.
- Discontinued use of the PO Box – as of December we will no longer be using the PO Box for our primary mailing address. We've systemically been

changing the address to the Brandon Street location for several months. This should be a small cost saving and a larger time saver.

- Please go into your CSDA and ACHD accounts and be sure the mailing addresses are the Brandon Road address.

Community Health Contracts/Grants:

- Q1 impact reports were all submitted and have been put on our website for review.
- I have tendered our intent to not renew CyberGrants for the next year. As mentioned previously the service and product did not perform as promised. I am looking into another option; which thankfully, is considerably less expensive, albeit does not have all the features that were promised from the previous two vendors. I should have enough time before the next March grant window to determine if it will be sufficient for our needs.