

# Fallbrook Regional HEALTH DISTRICT

## AGENDA SPECIAL BOARD MEETING/PUBLIC HEARING Saturday, March 5, 2022, 10:00 a.m.

In accordance with California Government Code Section 54953 teleconferencing will be used for this meeting. Board members, staff and members of the public will be able to participate by webinar by using the following link:

<https://us02web.zoom.us/j/82602073310?pwd=TTZ4YnVMSUI4eFkxalVhQWsvciR6dz09>

Meeting ID: 826 0207 3310. Passcode: 236712. Participants will need to download the Zoom app on their mobile device. Members of the public will also be able to participate by telephone using the following dial in information: Dial in #: (310) 372-7549, Passcode 660448.

**A. CALL MEETING TO ORDER / ROLL CALL / ESTABLISH A QUORUM / PLEDGE OF ALLEGIANCE**

**B. APPROVAL OF THE AGENDA**

**C. COMMENTS**

Opportunity for board members and citizens to speak on items of interest within subject matter jurisdiction of the District. Please note that, for comments made on items not appearing on the current agenda, the Board may take no action as to the comment at the current meeting (Gov't Code 54954.3[a]), and the Board is allowed only a brief response to the speaker's comment. For the record, please state your name. "Request to speak" cards should be filled out in advance and presented to the Board Chair or the recording secretary. The Board has a policy limiting any speaker to not more than five minutes.

**D. PUBLIC HEARING**


D1. Presentation relating to the 2020 Redistricting process by National Demographics Corporation.

D2. Public Hearing to receive input relating to the proposed Maps and Zone Boundaries and Board discussion.

D3. Consideration of Resolution No. 443 of the Board of Directors in compliance with the Decennial Redistricting Requirements.

**E. ADJOURNMENT**

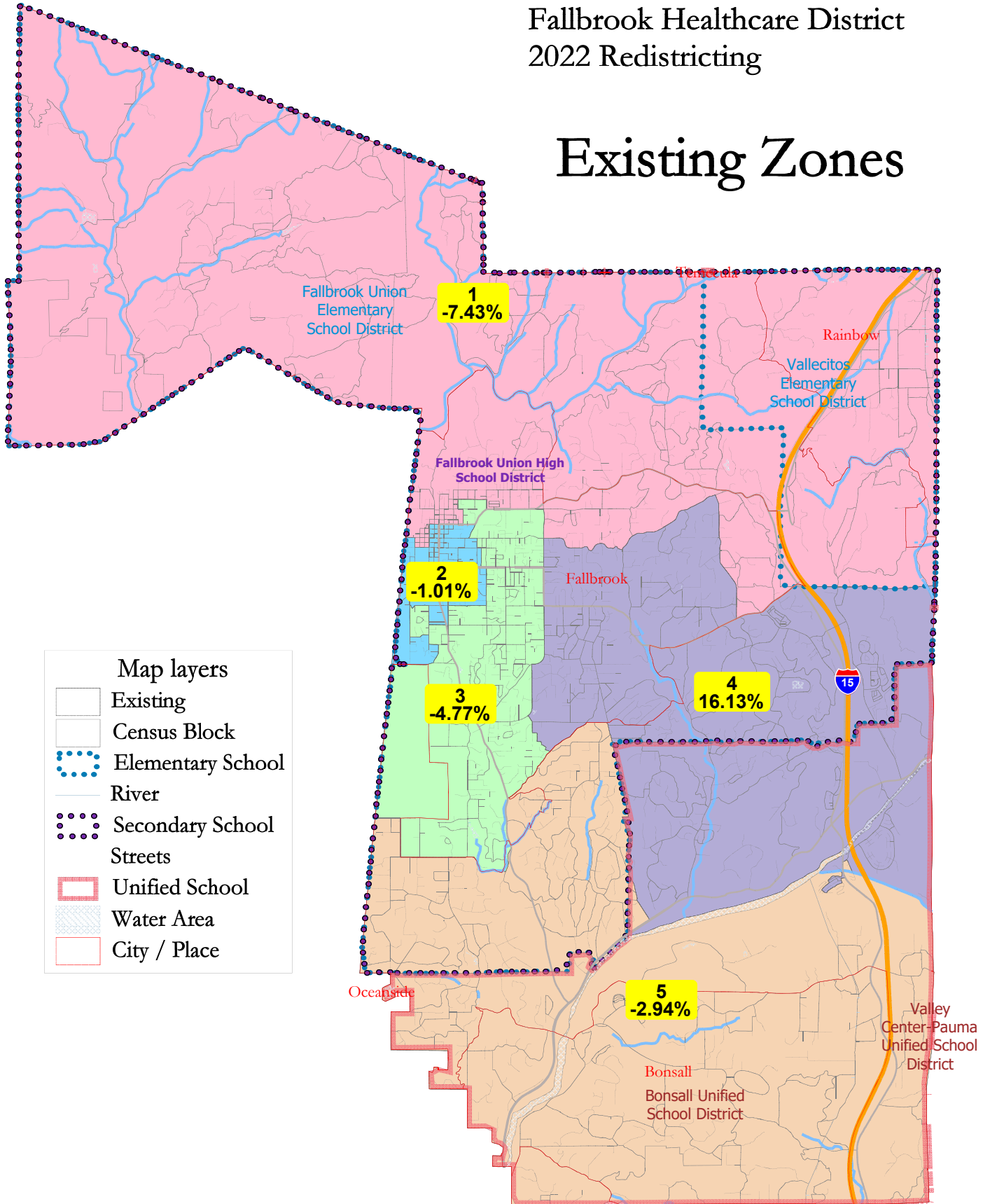
**NOTE:** I certify that on Tuesday, March 1, 2022 I posted a copy of the foregoing agenda near the regular meeting place of the Board of Directors of Fallbrook Regional Health District, said time being at least 24 hours in advance of the meeting. The American with Disabilities Act provides that no qualified individual with a disability shall be excluded from participation in, or denied the benefits of District business. If you need assistance to participate in this meeting, please contact the District office 24 hours prior to the meeting at 760-731-9187.



Board Secretary/Clerk

# Fallbrook Healthcare District 2022 Redistricting

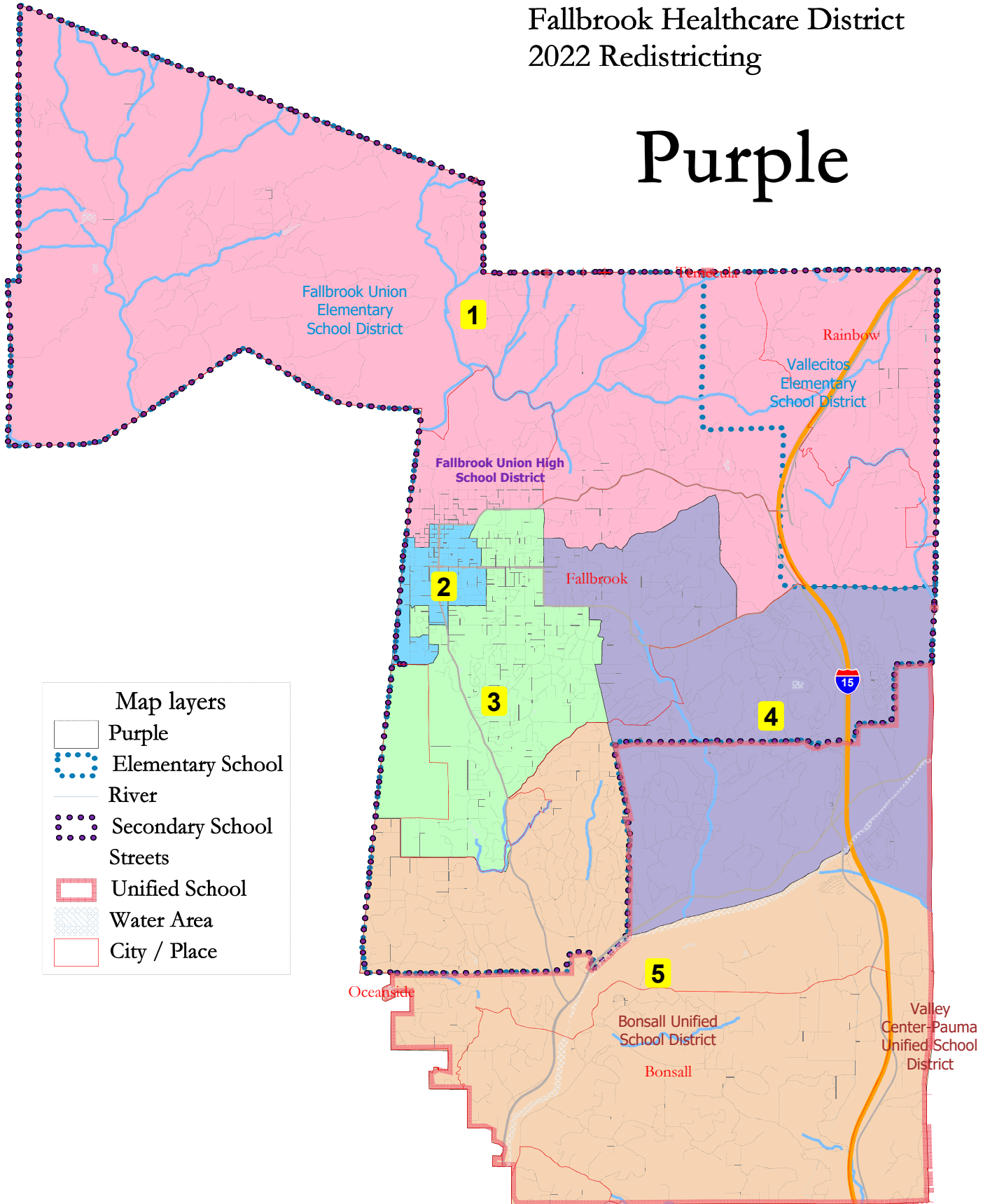
## Existing Zones



Existing Zones Rebuild							
District		1	2	3	4	5	Total
	Total Pop	10,431	11,154	10,731	13,086	10,937	56,339
	Deviation from ideal	-837	-114	-537	1,818	-331	2,655
	% Deviation	-7.43%	-1.01%	-4.77%	16.13%	-2.94%	23.56%
Total Pop	% Hisp	39.6%	73%	41%	22%	20%	39%
	% NH White	51%	20%	50%	65%	69%	51%
	% NH Black	1%	2%	2%	2%	2%	2%
	% Asian-American	4%	2%	4%	7%	6%	5%
Citizen Voting Age Pop	Total	6,805	5,273	7,827	9,124	8,449	37,478
	% Hisp	25%	54%	28%	15%	16%	25%
	% NH White	69%	38%	64%	76%	77%	67%
	% NH Black	2%	5%	2%	2%	2%	2%
	% Asian/Pac.Isl.	3%	2%	5%	7%	5%	5%
Voter Registration (Nov 2020)	Total	6,436	3,831	6,529	9,697	8,085	34,578
	% Latino est.	25%	54%	26%	14%	12%	22%
	% Spanish-Surnamed	23%	49%	23%	13%	11%	20%
	% Asian-Surnamed	1%	1%	1%	2%	2%	2%
	% Filipino-Surnamed	1%	2%	1%	2%	1%	1%
	% NH White est.	72%	44%	73%	81%	83%	74%
Voter Turnout (Nov 2020)	Total	5,391	2,779	5,493	8,594	7,118	29,375
	% Latino est.	21%	51%	23%	13%	11%	20%
	% Spanish-Surnamed	20%	47%	21%	13%	10%	18%
	% Asian-Surnamed	1%	1%	1%	2%	2%	2%
	% Filipino-Surnamed	1%	1%	1%	1%	1%	1%
	% NH White est.	75%	47%	76%	82%	84%	77%
Voter Turnout (Nov 2018)	Total	4,120	1,742	4,039	6,137	5,528	21,566
	% Latino est.	17%	43%	17%	10%	9%	15%
	% Spanish-Surnamed	16%	39%	16%	9%	9%	14%
	% Asian-Surnamed	1%	0%	1%	1%	2%	1%
	% Filipino-Surnamed	1%	1%	1%	1%	1%	1%
	% NH White est.	80%	53%	81%	86%	86%	81%
ACS Pop. Est.	Total	9,072	10,596	11,031	11,689	11,152	53,540
Age	age0-19	21%	32%	25%	20%	24%	24%
	age20-60	48%	55%	49%	45%	45%	48%
	age60plus	32%	13%	26%	35%	31%	28%
Immigration	immigrants	17%	28%	23%	15%	17%	20%
	naturalized	58%	44%	47%	67%	71%	55%
Language spoken at home	english	75%	43%	69%	79%	84%	70%
	spanish	20%	55%	28%	14%	11%	25%
	asian-lang	2%	0%	1%	3%	3%	2%
	other lang	3%	1%	2%	4%	2%	2%
Language Fluency	Speaks Eng. "Less than Very Well"	8%	27%	9%	7%	4%	11%
Education (among those age 25+)	hs-grad	48%	48%	50%	42%	39%	45%
	bachelor	19%	12%	20%	23%	27%	21%
	graduatedegree	11%	2%	8%	17%	17%	12%
Child in Household	child-under18	26%	44%	33%	25%	31%	31%
Pct of Pop. Age 16+	employed	55%	64%	57%	57%	55%	58%
Household Income	income 0-25k	15%	19%	14%	10%	10%	13%
	income 25-50k	21%	32%	22%	12%	13%	20%
	income 50-75k	17%	21%	20%	15%	13%	17%
	income 75-200k	39%	27%	39%	49%	45%	41%
	income 200k-plus	8%	1%	5%	14%	19%	10%
Housing Stats	single family	88%	46%	80%	98%	93%	83%
	multi-family	12%	54%	20%	2%	7%	17%
	rented	29%	65%	32%	17%	23%	32%
	owned	71%	35%	68%	83%	77%	68%
Total population data from the 2020 Decennial Census.							
Surname-based Voter Registration and Turnout data from the California Statewide Database.							
Latino voter registration and turnout data are Spanish-surname counts adjusted using Census Population Department undercount estimates. NH White and NH Black registration and turnout counts estimated by NDC. Citizen Voting Age Pop., Age, Immigration, and other demographics from the 2015-2019 American Community Survey and Special Tabulation 5-year data.							

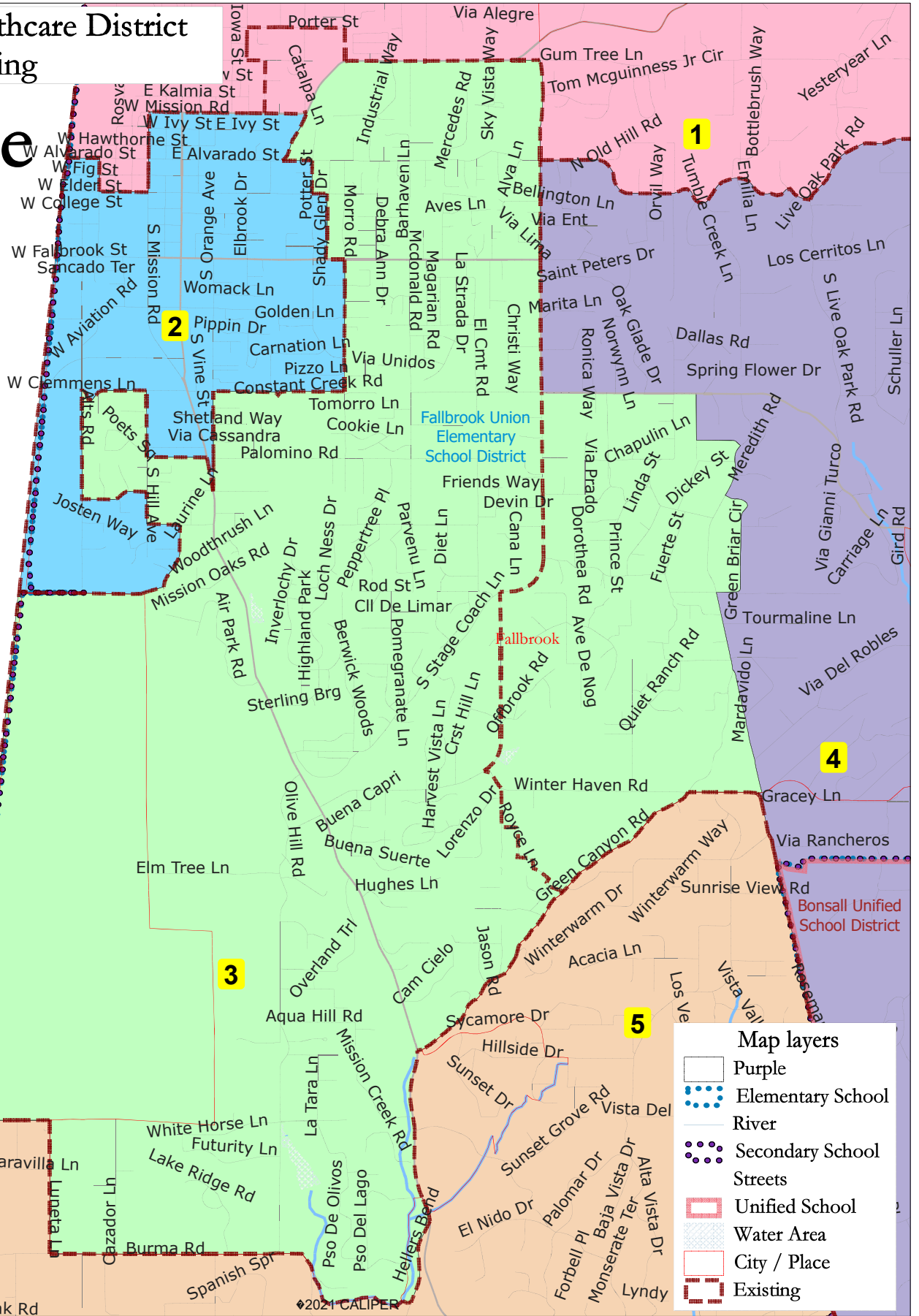
# Fallbrook Healthcare District 2022 Redistricting

## Purple



Fallbrook Healthcare District  
2022 Redistricting

# Purple



**Map layers**

- Purple
- Elementary School
- River
- Secondary School
- Streets
- Unified School
- Water Area
- City / Place
- Existing

Purple Rebuild

District		1	2	3	4	5	Total
	Total Pop	10,966	11,154	11,536	11,697	10,986	56,339
	Deviation from ideal	-302	-114	268	429	-282	731
	% Deviation	-2.68%	-1.01%	2.38%	3.81%	-2.50%	6.49%
Total Pop	% Hisp	41.0%	73%	37%	22%	20%	39%
	% NH White	50%	20%	53%	64%	69%	51%
	% NH Black	1%	2%	2%	2%	2%	2%
	% Asian-American	4%	2%	4%	8%	5%	5%
Citizen Voting Age Pop	Total	7,184	5,273	8,654	7,873	8,494	37,478
	% Hisp	26%	54%	27%	14%	16%	25%
	% NH White	67%	38%	66%	76%	77%	67%
	% NH Black	2%	5%	2%	2%	2%	2%
	% Asian/Pac.Isl.	3%	2%	5%	7%	5%	5%
Voter Registration (Nov 2020)	Total	6,710	3,831	7,315	8,420	8,302	34,578
	% Latino est.	26%	54%	23%	15%	12%	22%
	% Spanish-Surnamed	24%	49%	21%	14%	11%	20%
	% Asian-Surnamed	1%	1%	1%	2%	2%	2%
	% Filipino-Surnamed	1%	2%	1%	2%	1%	1%
	% NH White est.	71%	44%	75%	80%	84%	74%
	% NH Black	2%	4%	1%	2%	2%	2%
Voter Turnout (Nov 2020)	Total	5,597	2,779	6,218	7,458	7,323	29,375
	% Latino est.	22%	51%	20%	14%	11%	20%
	% Spanish-Surnamed	20%	47%	19%	13%	10%	18%
	% Asian-Surnamed	1%	1%	1%	2%	2%	2%
	% Filipino-Surnamed	1%	1%	1%	2%	1%	1%
	% NH White est.	75%	47%	78%	81%	85%	77%
	% NH Black	2%	4%	1%	2%	2%	2%
Voter Turnout (Nov 2018)	Total	4,269	1,742	4,653	5,218	5,684	21,566
	% Latino est.	17%	43%	15%	10%	9%	15%
	% Spanish-Surnamed	16%	39%	14%	9%	8%	14%
	% Asian-Surnamed	1%	0%	1%	1%	2%	1%
	% Filipino-Surnamed	1%	1%	0%	1%	1%	1%
	% NH White est.	79%	53%	83%	86%	87%	81%
	% NH Black est.	1%	3%	1%	2%	2%	2%
ACS Pop. Est.	Total	9,732	10,596	11,914	10,143	11,155	53,540
Age	age0-19	22%	32%	24%	20%	24%	24%
	age20-60	48%	55%	48%	45%	45%	48%
	age60plus	30%	13%	28%	35%	31%	28%
Immigration	immigrants	17%	28%	22%	15%	17%	20%
	naturalized	58%	44%	48%	65%	71%	55%
Language spoken at home	english	73%	43%	71%	78%	84%	70%
	spanish	22%	55%	25%	14%	11%	25%
	asian-lang	2%	0%	1%	4%	3%	2%
	other lang	3%	1%	2%	4%	2%	2%
Language Fluency	Speaks Eng. "Less than Very Well"	9%	27%	8%	7%	4%	11%
Education (among those age 25+)	hs-grad	48%	48%	50%	42%	39%	45%
	bachelor	18%	12%	20%	24%	27%	21%
	graduatedegree	11%	2%	9%	17%	17%	12%
Child in Household	child-under18	27%	44%	32%	25%	30%	31%
Pct of Pop. Age 16+	employed	55%	64%	56%	58%	55%	58%
Household Income	income 0-25k	16%	19%	12%	11%	10%	13%
	income 25-50k	22%	32%	20%	12%	14%	20%
	income 50-75k	16%	21%	20%	14%	13%	17%
	income 75-200k	39%	27%	41%	49%	45%	41%
	income 200k-plus	7%	1%	6%	14%	19%	10%
Housing Stats	single family	87%	46%	83%	98%	93%	83%
	multi-family	13%	54%	17%	2%	7%	17%
	rented	31%	65%	27%	18%	22%	32%
	owned	69%	35%	73%	82%	78%	68%

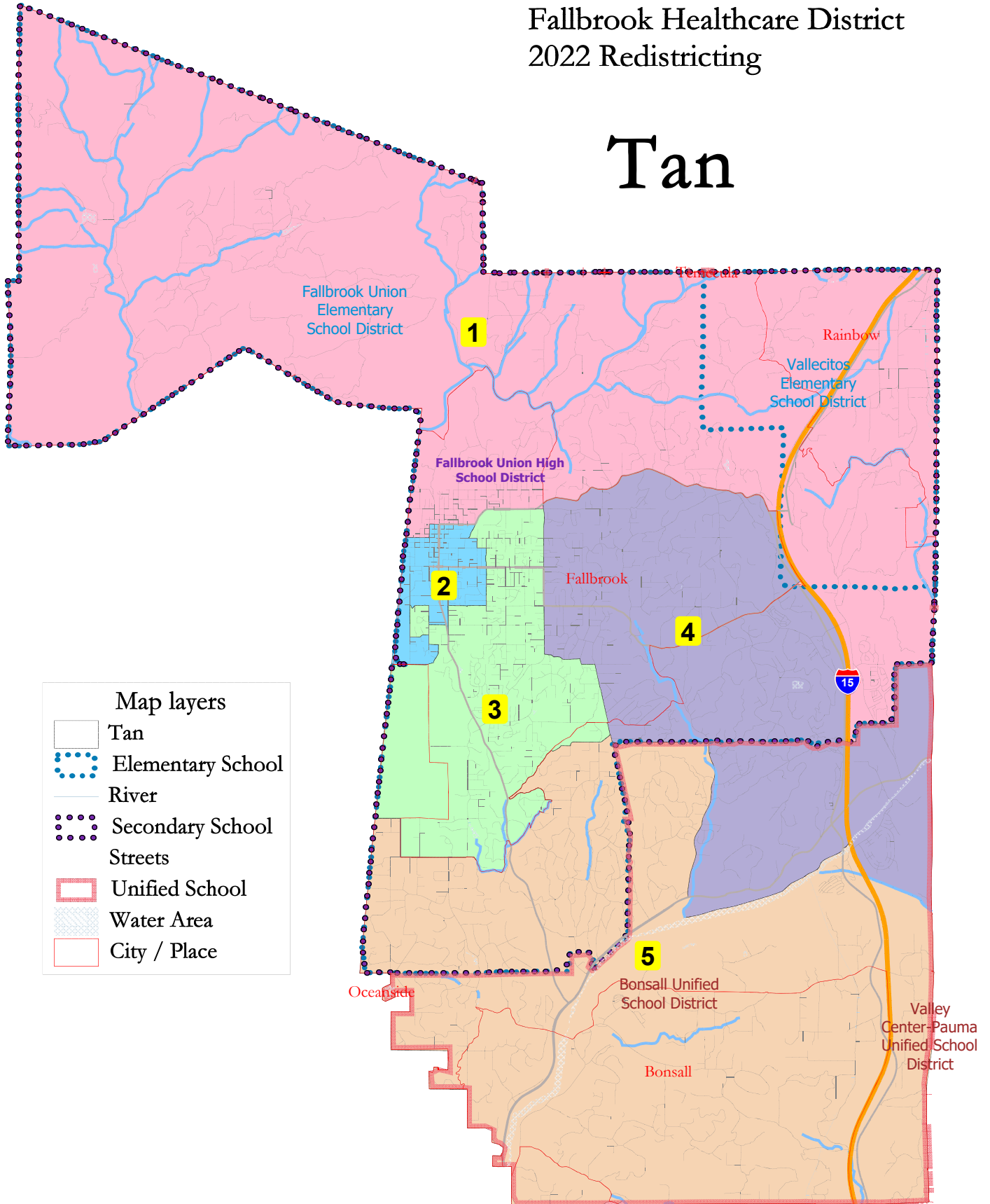
Total population data from the 2020 Decennial Census.

Surname-based Voter Registration and Turnout data from the California Statewide Database.

Latino voter registration and turnout data are Spanish-surname counts adjusted using Census Population Department undercount estimates. NH White and NH Black registration and turnout counts estimated by NDC. Citizen Voting Age Pop., Age, Immigration, and other demographics from the 2015-2019 American Community Survey and Special Tabulation 5-year data.

# Fallbrook Healthcare District 2022 Redistricting

## Tan







Tan Rebuild							
District		1	2	3	4	5	Total
	Total Pop	11,161	11,429	11,116	11,011	11,622	56,339
	Deviation from ideal	-107	161	-152	-257	354	611
	% Deviation	-0.95%	1.43%	-1.35%	-2.28%	3.14%	5.42%
Total Pop	% Hisp	41.6%	73%	37%	22%	19%	39%
	% NH White	47%	21%	53%	66%	70%	51%
	% NH Black	2%	2%	2%	2%	2%	2%
	% Asian-American	5%	2%	4%	6%	6%	5%
Citizen Voting Age Pop	Total	6,747	5,475	8,211	8,169	8,876	37,478
	% Hisp	28%	52%	26%	14%	15%	25%
	% NH White	65%	39%	66%	77%	77%	67%
	% NH Black	2%	5%	2%	2%	2%	2%
	% Asian/Pac.Isl.	3%	2%	5%	6%	5%	5%
Voter Registration (Nov 2020)	Total	6,624	3,983	7,000	8,037	8,934	34,578
	% Latino est.	27%	53%	23%	14%	11%	22%
	% Spanish-Surnamed	25%	48%	21%	13%	10%	20%
	% Asian-Surnamed	2%	1%	1%	2%	2%	2%
	% Filipino-Surnamed	1%	2%	1%	1%	1%	1%
	% NH White est.	68%	44%	75%	82%	84%	74%
	% NH Black	2%	4%	1%	2%	2%	2%
Voter Turnout (Nov 2020)	Total	5,523	2,895	5,960	7,084	7,913	29,375
	% Latino est.	24%	50%	21%	13%	10%	20%
	% Spanish-Surnamed	22%	46%	19%	12%	10%	18%
	% Asian-Surnamed	2%	1%	1%	2%	2%	2%
	% Filipino-Surnamed	1%	1%	1%	1%	1%	1%
	% NH White est.	71%	47%	78%	83%	85%	77%
	% NH Black	2%	4%	1%	2%	2%	2%
Voter Turnout (Nov 2018)	Total	3,688	1,828	4,428	5,419	6,203	21,566
	% Latino est.	19%	42%	15%	10%	8%	15%
	% Spanish-Surnamed	18%	39%	14%	10%	8%	14%
	% Asian-Surnamed	1%	0%	1%	2%	2%	1%
	% Filipino-Surnamed	1%	1%	0%	1%	1%	1%
	% NH White est.	77%	54%	82%	86%	87%	81%
	% NH Black est.	2%	3%	1%	1%	2%	2%
ACS Pop. Est.	Total	9,294	10,848	11,345	10,469	11,584	53,540
Age	age0-19	22%	32%	24%	20%	23%	24%
	age20-60	50%	55%	48%	44%	44%	48%
	age60plus	28%	13%	28%	36%	32%	28%
Immigration	immigrants	19%	28%	23%	13%	17%	20%
	naturalized	59%	44%	48%	66%	71%	55%
Language spoken at home	english	70%	44%	71%	80%	84%	70%
	spanish	25%	55%	26%	12%	11%	25%
	asian-lang	3%	0%	1%	3%	3%	2%
	other lang	2%	1%	2%	5%	2%	2%
Language Fluency	Speaks Eng. "Less than Very Well"	9%	27%	8%	7%	5%	11%
Education (among those age 25+)	hs-grad	46%	48%	50%	45%	39%	45%
	bachelor	18%	12%	21%	23%	27%	21%
	graduatedegree	10%	3%	9%	17%	18%	12%
Child in Household	child-under18	27%	44%	32%	26%	29%	31%
Pct of Pop. Age 16+	employed	57%	64%	56%	56%	55%	58%
Household Income	income 0-25k	16%	19%	13%	9%	11%	13%
	income 25-50k	23%	32%	21%	12%	13%	20%
	income 50-75k	16%	21%	20%	14%	13%	17%
	income 75-200k	38%	27%	41%	51%	45%	41%
	income 200k-plus	8%	1%	6%	14%	18%	10%
Housing Stats	single family	87%	46%	83%	99%	94%	83%
	multi-family	13%	54%	17%	1%	6%	17%
	rented	33%	65%	28%	16%	22%	32%
	owned	67%	35%	72%	84%	78%	68%

Total population data from the 2020 Decennial Census.

Surname-based Voter Registration and Turnout data from the California Statewide Database.

Latino voter registration and turnout data are Spanish-surname counts adjusted using Census Population Department undercount estimates. NH White and NH Black registration and turnout counts estimated by NDC. Citizen Voting Age Pop., Age, Immigration, and other demographics from the 2015-2019 American Community Survey and Special Tabulation 5-year data.

**RESOLUTION NO. 443**

**RESOLUTION OF THE BOARD OF DIRECTORS OF THE  
FALLBROOK REGIONAL HEALTH DISTRICT COMPLYING  
WITH THE DECENNIAL REDISTRICTING REQUIREMENTS**

WHEREAS, FALLBROOK REGIONAL HEALTH DISTRICT (“District”) is a California healthcare district duly organized and existing under the laws of the State of California, particularly the Local Health Care District Law, constituting Division 23 of the Health and Safety Code of the State of California and, more particularly, Health and Safety Code sections 32000 et seq.; and

WHEREAS, California has enacted the Fair Maps Act (Elect. Code, § 21000 et seq.) which prescribes the local agency process for decennial redistricting. Pursuant to the Fair Maps Act, special districts must review their census data and conduct a public hearing on redistricting; and

WHEREAS, on February 14, 2022, at a Special meeting, the Board of Directors held a duly noticed public meeting to explain the zone mapping process, compliance with the Fair Maps Act, and decennial redistricting. At the public meeting, the District Board provided an opportunity for input from the community and discussed the changes in population and demographics in the District from 2010 to 2020; and

WHEREAS, at a Special meeting on March 5, 2022, District Board held a duly noticed public hearing, notice of which was published in a local newspaper and on the District website. The purpose of the public hearing was to hear input from the public and Board of Directors related to the adoption of a District boundary map. At said hearing, the District Board specifically discussed and considered adopting the existing map with the current zone boundaries; and

WHEREAS, the purpose of this resolution is to comply with the Fair Maps Act and the decennial redistricting requirements by maintaining the boundaries of the proposed map that divides the District into five (5) zones as reflected in the Exhibit “A” Map; and

WHEREAS, in adopting the Exhibit “A” Map, the Board of Directors intends to and does provide for representation in accordance with demographics, including population, and geographic factors of the entire area of the healthcare district in accordance with Health and Safety Code section 32100.1 and Election Code section 21000 et seq.

NOW, THEREFORE, this Board of Directors of the Fallbrook Regional Health District does hereby resolve:

Section 1. The foregoing recitals are true and correct.

Section 2. Fallbrook Regional Health District is hereby divided into five (5) consecutively numbered zones and the boundaries of the zones are more particularly described in the attached Exhibit “A” Map. Exhibit “A” also shows the zone numbers assigned to each zone, from one (1) through five (5).

Section 3. At the November 2022 General Election, three members of the District Board of Directors shall be elected on a by-zone basis from the three (3) odd-numbered, single-member zones (specifically, Zones 1, 3, and 5 as such zones may be amended), and every four (4) years thereafter. At the General Election in November 2024, two members of the District Board of Directors shall be elected from the two (2) even-numbered, single-member zones (specifically, Zones 2 and 4 as such zones may be amended), and every four (4) years thereafter.

Section 4. Any member of the Board of Directors elected to represent a District zone must be a resident of the zone from which he or she is elected for thirty (30) days preceding the date of the election and must be a registered voter in that zone, and any candidate for the Fallbrook Regional Health District Board of Directors must reside in and be a registered voter in the zone in which he or she seeks election at the time nomination papers are issued pursuant to Health and Safety Code section 32100.1.

Section 5. Termination of residency in a zone by a member of the Board of Directors shall create an immediate vacancy for that zone unless a substitute residence within the zone is established within thirty (30) days after the termination of residency.

Section 6. Any vacancy upon the Board shall be filled by appointment by a majority of the remaining members of the Board of Directors consistent with Health and Safety Code section 32100.1. The person appointed to fill the vacancy must reside within the zone left unrepresented on the Board of Directors. Any person appointed to fill the vacancy shall hold office in accordance with Government Code section 1780.

Section 7. The Fallbrook Regional Health District Board of Directors’ Board Secretary or designee shall maintain a map of the District showing the current boundaries and zone numbers of each District zone as may be established and amended from time to time by resolution of the Board of Directors.

Section 8. If necessary to facilitate the implementation of this resolution, the Chief Executive Officer is authorized to make technical adjustments to the District boundaries that do not substantively affect the populations in the zones, the demographics in the zones, eligibility of candidates, the residence of elected officials within any zone, and that do not contradict the intent or terms of the California Voting Rights Act of 2001. The Chief Executive Officer shall consult with the Board Chair and the District’s General Counsel concerning any technical adjustments deemed necessary and shall advise the Board of Directors of any such adjustments required in the implementation of the zones.

Section 9. To the extent the terms and provisions of this resolution may be inconsistent or in conflict with the terms or conditions of any prior District resolution, motion, rule, regulation, or bylaw governing the same subject, the terms of this resolution shall prevail with respect to the subject matter thereof.

Section 10. In interpreting this resolution or resolving any ambiguity, this resolution shall be interpreted in a manner that effectively accomplishes its stated purpose.

Section 11. This resolution shall take effect immediately upon its adoption.

ADOPTED, PASSED, AND APPROVED this 5<sup>th</sup> day of March, 2022, at a Special meeting of the Board of Directors of Fallbrook Regional Health District, at which a quorum was present and acting throughout, by the following roll call vote:

AYES: \_\_\_\_\_  
NOES: \_\_\_\_\_  
ABSENT: \_\_\_\_\_  
ABSTAIN: \_\_\_\_\_

\_\_\_\_\_  
Howard Salmon, Chairman  
Board of Directors

ATTEST:

\_\_\_\_\_  
Kate Schwartz-Frates, Secretary  
Board of Directors